



Monthly Operations Report

DATE: February 8, 2021

SUBJECT: Crime Statistics/Traffic Studies/Activities - PPD

STAFF CONTACTS: Cynthia A. McAlister
Chief of Police

SUMMARY:

The Police Department assembles an assortment of reports to ensure information distribution to command staff and affected personnel on significant incidents, crime and traffic issues, and community outreach activities. Because many of these reports contain sensitive and confidential information, they are not distributed outside of the department. Additionally, State law governs the dissemination of records, criminal history and other law enforcement information and provides penalties for improper release. To advise the public, a summary that complies with applicable law is prepared weekly by the department and released to the media, the Town Council, Community Policing Advisory Committee, and other interested parties. These weekly [Police Incidents Reports](#) can be found for a designated time on the Police Departments webpage.

The statistics that are summarized in the Monthly Operations Report, and published on the [Police Departments webpage](#), includes crime statistics, traffic studies, officer activities, and agency highlights for the previous month.

BACKGROUND:

This monthly operations report provides an overview of criminal and traffic activity within the Town of Purcellville. The report outlines the previous month's crime activity, with comparisons to the same period of the previous year; including clearance numbers for arrests, calls for service, proactive policing, reports written, and vehicular crashes investigated. Also included in this report, are traffic citation data and traffic study results. This data assists the Police Department in developing strategies in combating crime, assessing the patrol officer's workload, and maintaining the highest quality of life possible for residents and visitors within the Town.

***Crime statistics are based on reports submitted to Motorola Premier One Records Management System (RMS) as of February 8, 2021.**

CORRELATION TO STRATEGIC INITIATIVES:

The patrol work of the officers directly promotes community well-being by ensuring safe neighborhoods and low incidents of criminal activity. Their focus on community engaged policing strengthens community partnerships, and work with neighboring law enforcement agencies ensures collaboration of law enforcement services for the Town.

Link to the Town of Purcellville 2018-2020 Strategic Initiatives:

<https://www.purcellvilleva.gov/DocumentCenter/View/9218/Town-Council-Strategic-Initiatives---FINAL-050819?bidId=>

Crime Statistics

The charts and graphs below contain uncertified crime statistics for the Town of Purcellville. Crime statistics in the Town are tracked in accordance with the national standards administered by the Federal Bureau of Investigations [Uniform Crime Reporting \(UCR\) Program](#). *Crime statistics are based on reports submitted to RMS as of February 8, 2021.

The Uniform Crime Reporting (UCR) Program divides offenses into two groups, Part I and Part II offenses.

Part I offenses data, are collected to measure the level and scope of crime occurring throughout the nation, these are considered more serious offenses reported with regularity to law enforcement; which are split into two categories: violent crimes against a person and property crimes.

Crimes Against Person

Homicide

Sexual Assault

Robbery

Aggravated Assault

Crimes Against Property

Auto Theft

Larceny

Burglary

Arson (reported through the Loudoun County
Fire Marshal's Office)

Part II offenses encompass all other UCR reportable offenses not included in Part I, for which only arrest data are collected. These are considered less serious in nature and often go unreported to law enforcement; are often victimless crimes, but offenses that can impact a community's quality of life standards; including crimes against society.

Part 0 offenses are not reported through the UCR/National Incident Based Reporting (NIBRS) program, but are recorded by law enforcement for quality of life and community safety purposes.

OFFENSES OCCURRING IN JANUARY AND YTD

Within the Town of Purcellville Jurisdiction

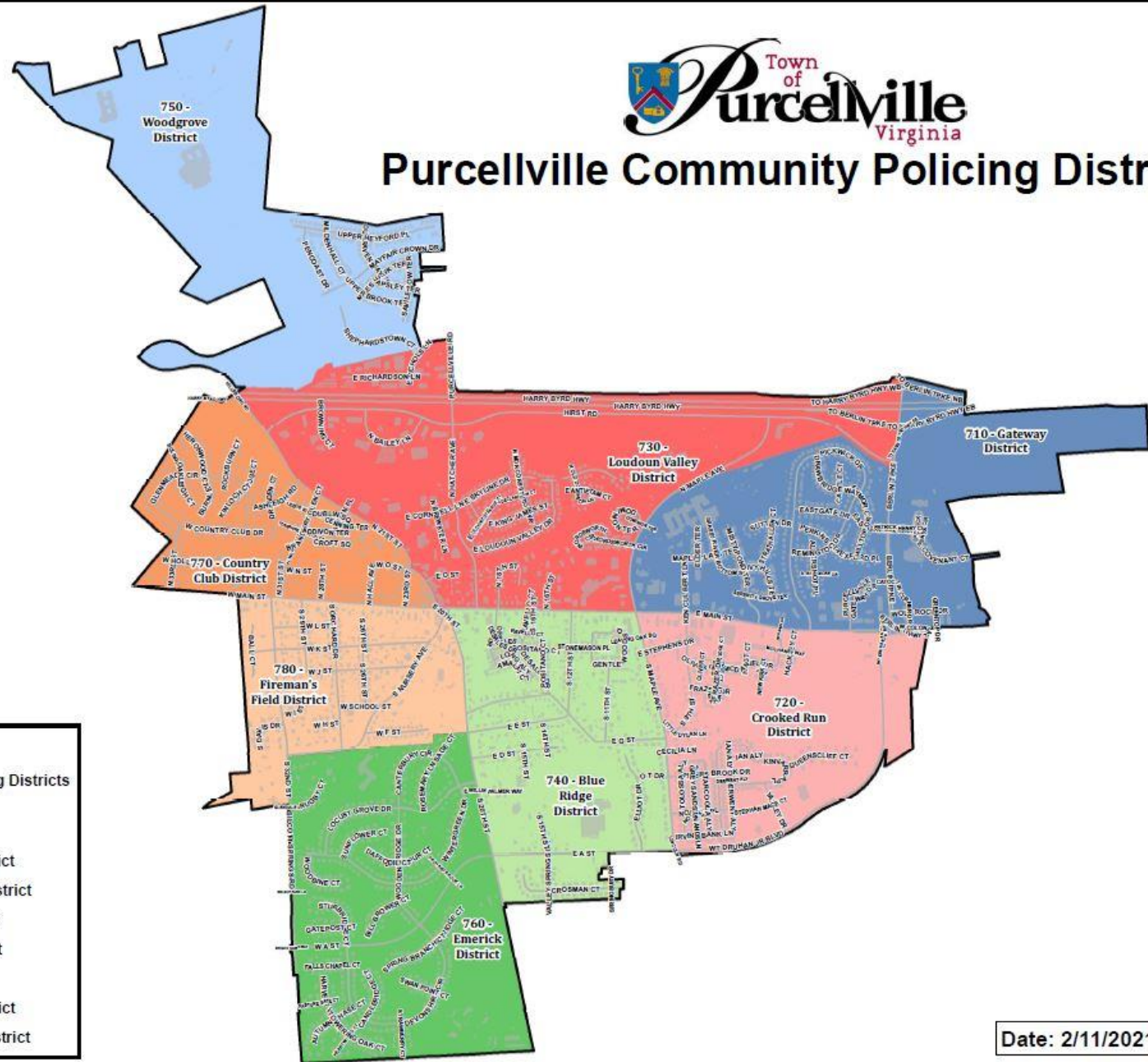
| UCR Crime Part | Offense | Jan. 21 | YTD 2021 | Jan. 20 | YTD 2020 |
|---|-------------------------|-----------|-------------------|-------------------|-------------------|
| 0 (non-reportable offenses) | CURFEW | - | - | 1 | 1 |
| | FAMILY OFFENSES | 2 | 2 | 3 | 3 |
| | FRAUD | 1 | 1 | (SO-1) | (SO-1) |
| | TRESPASSING | - | - | 1 | 1 |
| | Total | 3 | 3 | 5 (SO-1) | 5 (SO-1) |
| Part 1 (Felonies and some Class 1 & 2 Misdemeanors) | ASSAULT | 1 | 1 | - | - |
| | AUTO THEFT | - | - | - | - |
| | BURGLARY | - | - | 1 | 1 |
| | LARCENY | 9 | 9 | 4 | 4 |
| | ROBBERY | - | - | - | - |
| | RAPE | - | - | (SO-1) | (SO-1) |
| Total | 10 | 10 | 5 (SO-1) | 5 (SO-1) | |
| Part 2 (Class 3 & 4 Misdemeanors and some Class 1 & 2 Misdemeanors) | DESTRUCTION OF PROPERTY | 2 | 2 | 5 (SO-1) | 5 (SO-1) |
| | DRUNK IN PUBLIC | 1 | 1 | 3 | 3 |
| | DISORDERLY CONDUCT | - | - | 1 (SO-1) | 1 (SO-1) |
| | DUI | - | - | 2 | 2 |
| | LIQUOR LAW VIOL. | - | - | 1 | 1 |
| | NARCOTIC RELATED EVENT | 3 | 3 | 8 (SO-3) | 8 (SO-3) |
| | RUNAWAY | 1 | 1 | - | - |
| | SIMPLE ASSAULT | 1 | 1 | 2 (SO-3) | 2 (SO-3) |
| | WEAPONS VIOL. | - | - | (SO-2) | (SO-2) |
| | Total | 8 | 8 | 22 (SO-10) | 22 (SO-10) |
| Total | 21 | 21 | 32 (SO-12) | 32 (SO-12) | |

Discrepancies in numbers in comparison to each Staff Report could result due to delayed reporting, reclassification of incident, or reporting after the incident occurred. Data pulled from Case Reports Modules of RMS, includes all IBR Coded offenses reported in each incident.

**SO – Loudoun County Sheriff's Office cases occurring within PPD jurisdiction.*



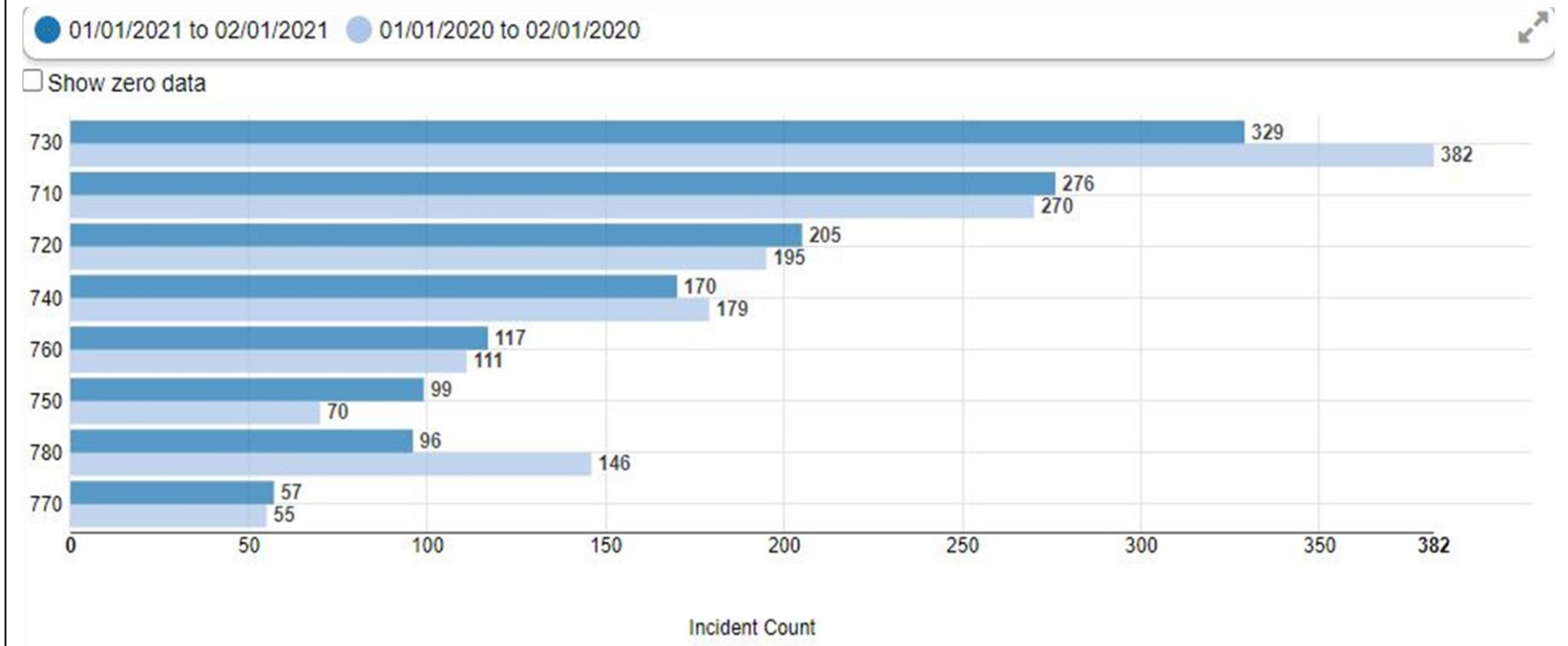
Purcellville Community Policing Districts



| Legend | |
|---|--------------------------------|
| Purcellville Community Policing Districts | |
| District Number & Name | |
| | 710 - Gateway District |
| | 720 - Crooked Run District |
| | 730 - Loudoun Valley District |
| | 740 - Blue Ridge District |
| | 750 - Woodgrove District |
| | 760 - Emerick District |
| | 770 - Country Club District |
| | 780 - Fireman's Field District |

Date: 2/11/2021

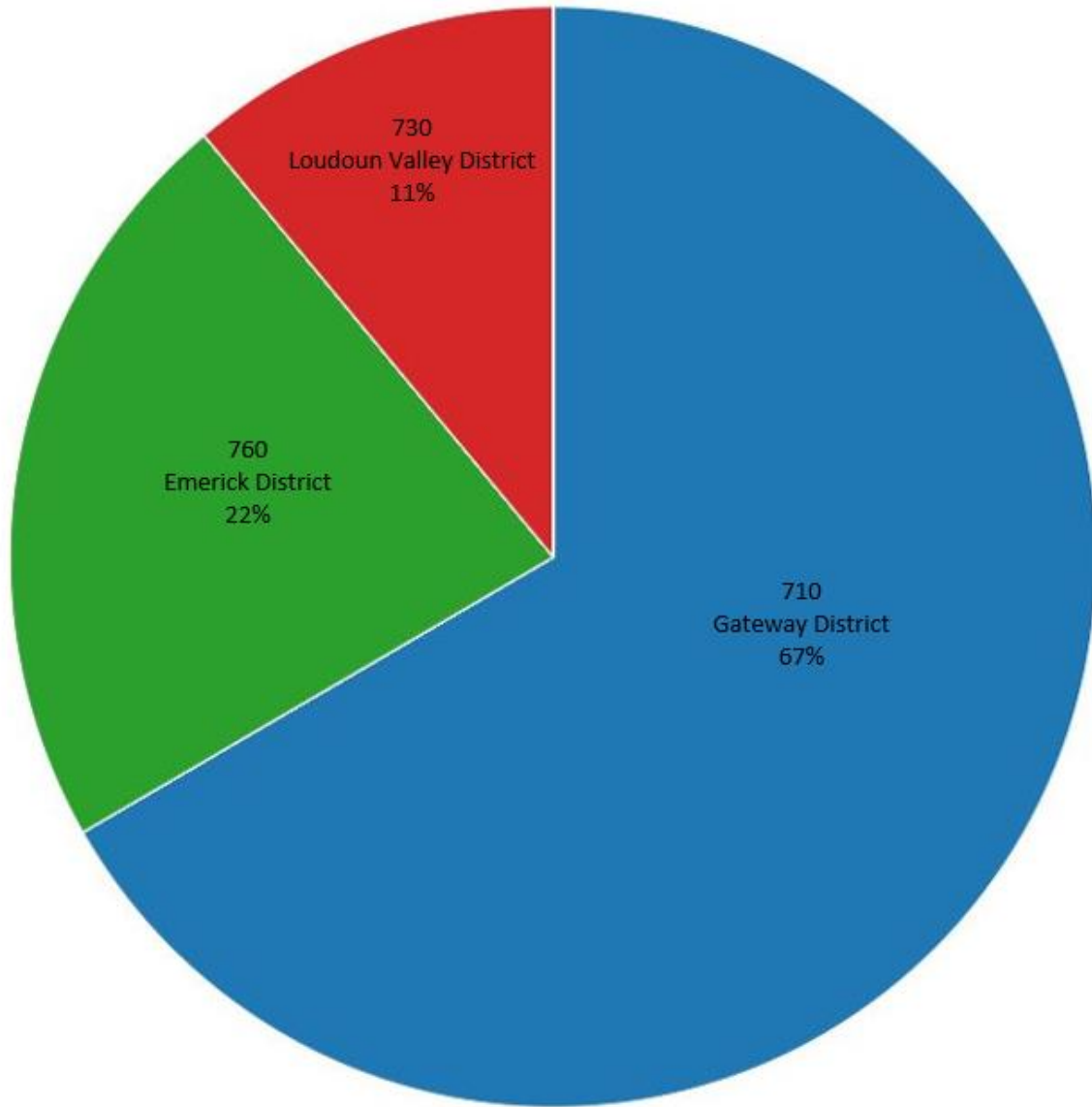
Monthly Comparison 2020 to 2021 - Proactive Policing Activity Number of Incidents by Community Policing District



The above graph depicts a monthly comparison of Proactive Policing activities by [Community Policing Districts](#), data is pulled from RMS through Command Central Analytics by VA Code Sections. Examples of activities include assisting other agencies, community policing, abandoned vehicle(s), escort(s), attending HOA meeting(s), community outreach event(s), parking enforcement, etc.

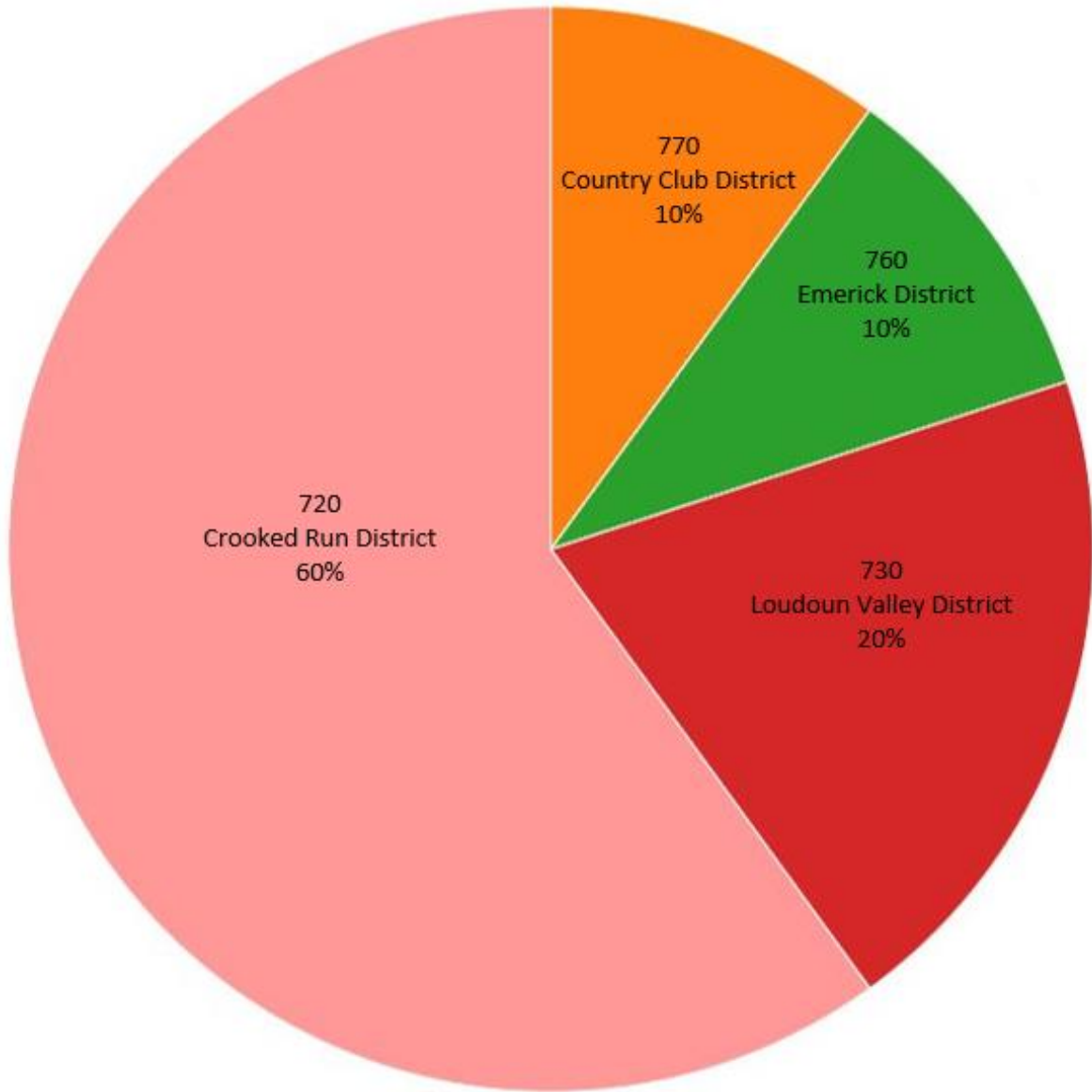
YTD 2021 Crime Part 0 by Community Policing Districts

Within the Town of Purcellville Jurisdiction



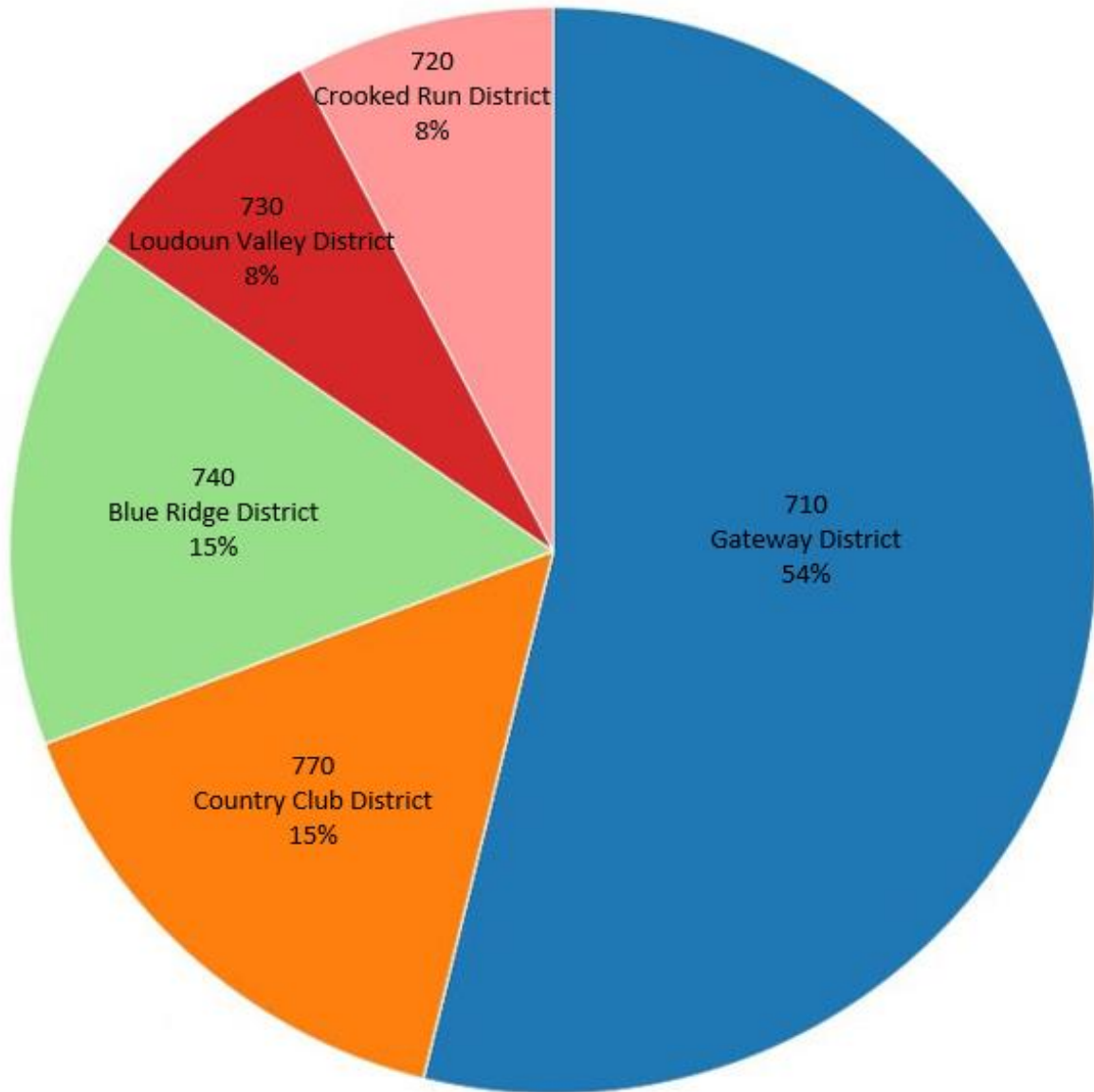
YTD 2021 Crime Part 1 by Community Policing Districts

Within the Town of Purcellville Jurisdiction



YTD 2021 Crime Part 2 by Community Policing Districts

Within the Town of Purcellville Jurisdiction



Arrests by Arrest Type

| Arrest Type | Jan. 21 | YTD 2021 | Jan. 20 | YTD 2020 |
|---|----------|----------|----------|----------|
| On-Scene Arrest (in custody) | 2 | 2 | 5 | 5 |
| Summoned/Cited | 1 | 1 | 2 | 2 |
| Taken Into Custody (Warrant Service) | 1 | 1 | 2 | 2 |
| TOTAL ARRESTS | 4 | 4 | 9 | 9 |

Discrepancies in numbers in comparison to each report could result, due to delayed reporting, reclassifications of incident, or reporting after incident occurred. Data pulled from Case Reports Module of RMS, includes individual arrested only.

Traffic Citations by Type

| Citation Type | Jan. 21 | YTD 2021 | Jan. 20 | YTD 2020 |
|-----------------------|------------------|------------------|--------------------|--------------------|
| Written Summons | 17 (SO-6) | 17 (SO-6) | 96 (SO-11) | 96 (SO-11) |
| Parking Ticket | - | - | 15 | 15 |
| Warning | 6 (SO-1) | 6 (SO-1) | 78 (SO-8) | 78 (SO-8) |
| TOTALS | 23 (SO-7) | 23 (SO-7) | 189 (SO-19) | 189 (SO-19) |

Discrepancies in numbers in comparison to each report could result, due to delayed reporting, reclassifications of incident, or reporting after incident occurred. Data pulled from Traffic Citations Module in RMS by Occurred on Date.

**SO – Loudoun County Sheriff's Office citations written within PPD jurisdiction.*

Productivity Information

| Type of Activity | Jan. 21 | YTD 2021 | Jan. 20 | YTD 2020 |
|--------------------------|---------|----------|---------|----------|
| Calls for Service | 172 | 172 | 212 | 212 |
| Proactive Policing | 1233 | 1233 | 1452 | 1452 |
| Reports Written | 62 | 62 | 69 | 69 |
| Crashes | 4 | 4 | 20 | 20 |

Discrepancies in numbers in comparison to each report could result, due to delayed reporting, reclassifications of incident, or reporting after incident occurred. Data pulled from Calls for Service Module in CAD and RMS by Reported on Date.

Traffic Speed Studies

Traffic regulatory signage are established on roadways, from interstate freeways to low volume local streets, to give drivers clear instruction as to what is expected while navigating on any given roadway. Among regulatory signage, speed limit signs contain the most crucial information that drivers need to be informed of while driving (next to stop signs, which are considered the highest impact regulatory sign); furnishing motorists with clear instruction as to what is a reasonable speed for them to drive at while navigating any given roadway.

The below data is gathered using speed monitoring devices placed in various locations throughout the Town of Purcellville. PPD utilizes spot speed data to determine the number of vehicles traveling on the roadway, time of day vehicles are traveling, average weekday/weekend traffic, average speed of travelers at any given time, the 85th percentile speed; data is used to determine enforcement needs and transportation/engineering options that would be best practices on any given roadway within the incorporated limits of the Town.

Traffic Study Data

No Traffic Studies conducted in January 2021

We remain committed to traffic safety. If you have any other traffic related questions, please call 540-338-7422 x 102 or email Major Dave Dailey at ddailey@purcellvilleva.gov. For questions about other issues in your neighborhood, please contact Lieutenant Barry Dufek at 540-338-7422 x 104 or via e-mail at bdufek@purcellvilleva.gov. For non-emergencies that require an officer to be dispatched, please call the non-emergency number, 703-777-1021.

Agency Highlights:

PPD 2020 Annual Report was published <https://www.purcellvilleva.gov/938/Annual-Monthly-Reports>

Sworn team members participated in mandatory training per General Order 300 – Use of Force; training encompassed Baton and Oleoresin Capsicum (OC).

Administrative team members participated in training regarding the new DCJS Online Grant Management System.

Community Policing Advisory Committee conducted their first meeting on January 11, 2021; the recorded meeting is available on the [Town of Purcellville webpage](#).