



## **Monthly Operations Report**

**SUBJECT:** PPD Stats-December 2020

**STAFF CONTACTS:** Cynthia A. McAlister  
Chief of Police

---

### **SUMMARY and RECOMMENDATIONS:**

Crime statistics, traffic studies, and officer activities for December 2020.

### **BACKGROUND:**

This monthly report provides an overview of criminal activity within the Town of Purcellville. The report outlines the previous month's crime activity, with comparisons to the same period of the previous year. Also provided are clearance numbers for arrests.

Productivity information includes; calls for service, proactive policing, reports written, and vehicular crashes handled. Also included in this report are traffic citation data and traffic study results. This data assists the Police Department in developing strategies in combating crime, assessing the patrol officer's workload, and maintaining the highest quality of life possible for residents and visitors within the Town.

### **ISSUES:**

N/A.

### **CORRELATION TO STRATEGIC INITIATIVES:**

The patrol work of the officers directly promotes community well-being by ensuring safe neighborhoods and low incidents of criminal activity. Their focus on community engaged policing strengthens community partnerships, and work with neighboring law enforcement agencies ensures collaboration of law enforcement services for the Town.

### **BUDGET IMPACT:**

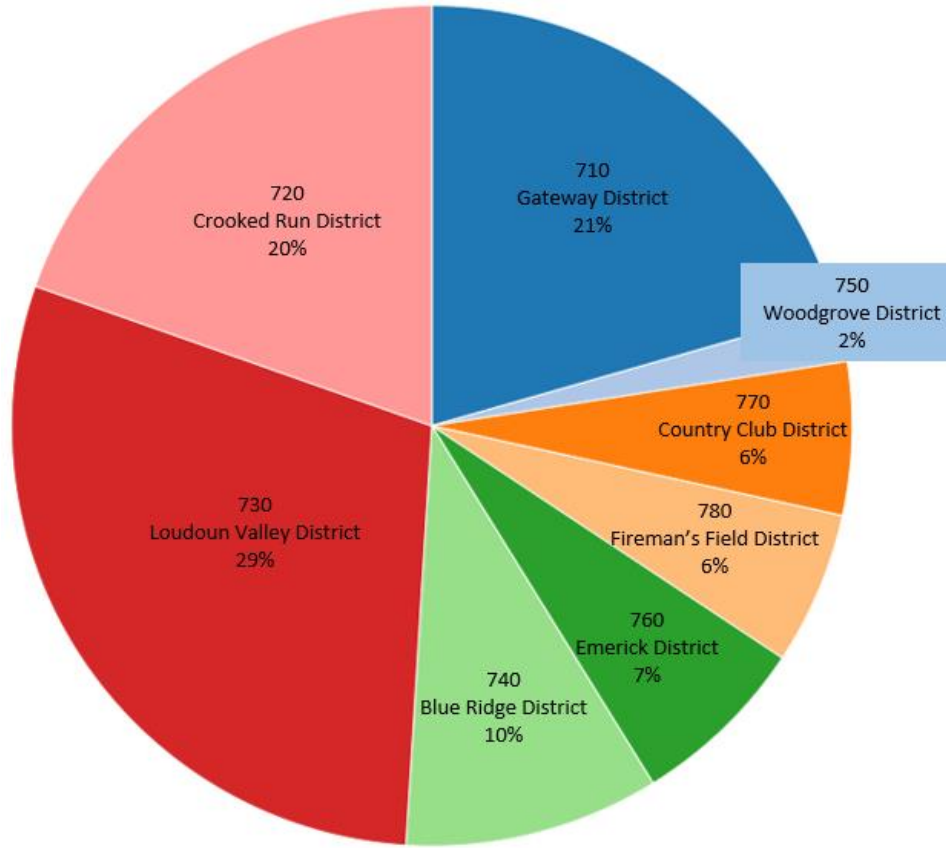
N/A

## Crime Statistics

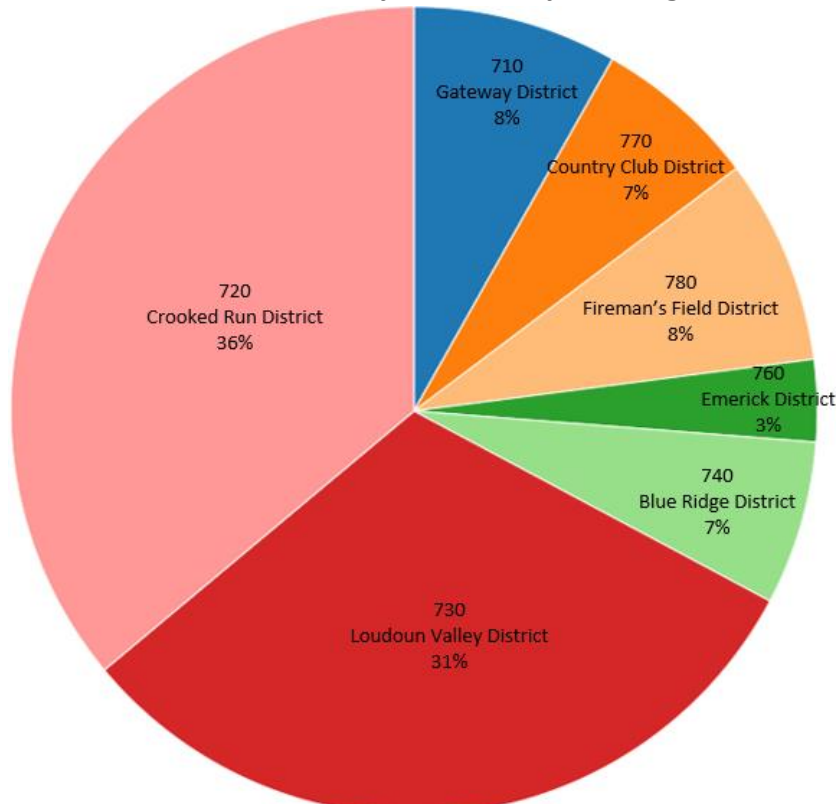
Crime Part	Offense	Dec. - 20	YTD-20	Dec. - 19	YTD-19
<b>0</b> (non-reportable offenses)	CURFEW	-	7	-	5
	FAMILY OFFENSES	1	26	-	37
	FRAUD	1	21 (SO-10)	1	22 (SO-8)
	TRESPASSING	-	8	2 (SO-1)	7 (SO-2)
	<b>Total</b>	<b>2</b>	<b>62 (SO-10)</b>	<b>3 (SO-1)</b>	<b>71 (SO-10)</b>
<b>1</b> (Felonies and some Class 1 & 2 Misdemeanors)	ASSAULT	-	5 (SO-1)	-	4 (SO-1)
	AUTO THEFT	-	2 (SO-2)	-	3 (SO-1)
	BURGLARY	-	4 (SO-1)	2	7
	LARCENY	-	45 (SO-13)	1 (SO-1)	37 (SO-11)
	ROBBERY	-	-	-	-
	RAPE	-	(SO-1)	(SO-1)	(SO-5)
<b>Total</b>	<b>-</b>	<b>56 (SO-18)</b>	<b>3 (SO-2)</b>	<b>51 (SO-18)</b>	
<b>2</b> (Class 3 & 4 Misdemeanors and some Class 1 & 2 Misdemeanors)	DESTRUCTION OF PROPERTY	1	33 (SO-6)	3	33 (SO-7)
	DRUNK IN PUBLIC	-	9	2	19 (SO-3)
	DISORDERLY CONDUCT	-	11 (SO-2)	(SO-2)	6 (SO-4)
	DUI	-	15 (SO-2)	5	54 (SO-6)
	LIQUOR LAW VIOL.	-	7 (SO-1)	-	9 (SO-5)
	NARCOTIC RELATED EVENT	2	24 (SO-7)	5 (SO-1)	72 (SO-34)
	SIMPLE ASSAULT	1 (SO-1)	25 (SO-8)	2 (SO-4)	35 (SO-29)
	WEAPONS VIOL.	-	(SO-3)	1	2 (SO-4)
<b>Total</b>	<b>4 (SO-1)</b>	<b>124 (SO-29)</b>	<b>18 (SO-7)</b>	<b>230 (SO-92)</b>	
<b>Total</b>		<b>6 (SO-1)</b>	<b>242 (SO-57)</b>	<b>24 (SO-10)</b>	<b>352 (SO-120)</b>

*Discrepancies in numbers in comparison to each Staff Report could result due to delayed reporting, reclassification of incident, or reporting after the incident occurred. Data pulled from Case Reports Modules of RMS, includes all IBR Coded offenses reported in each incident.*

YTD 2020 Crime Part 0 by Community Policing Districts

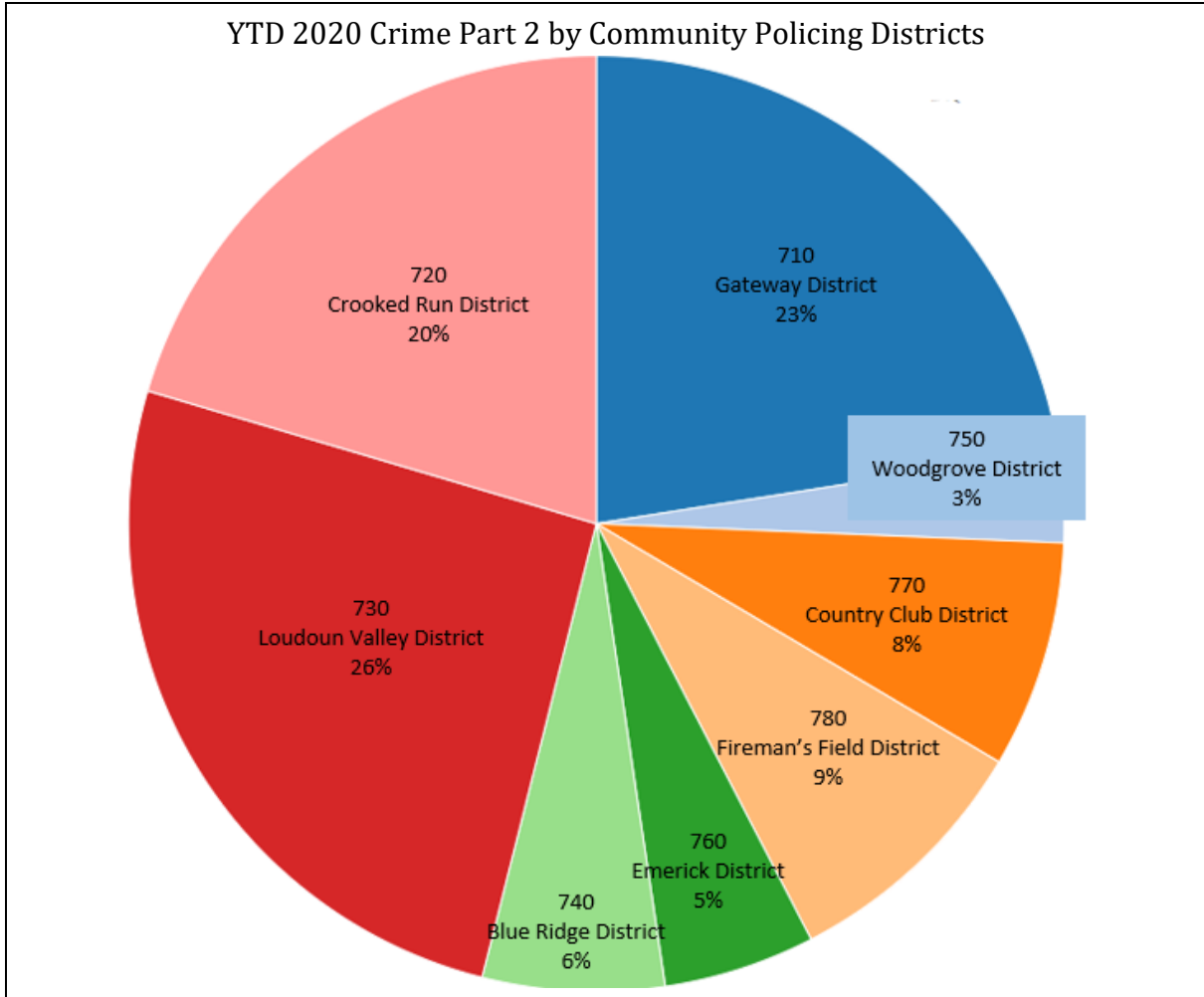


YTD 2020 Crime Part 1 by Community Policing Districts

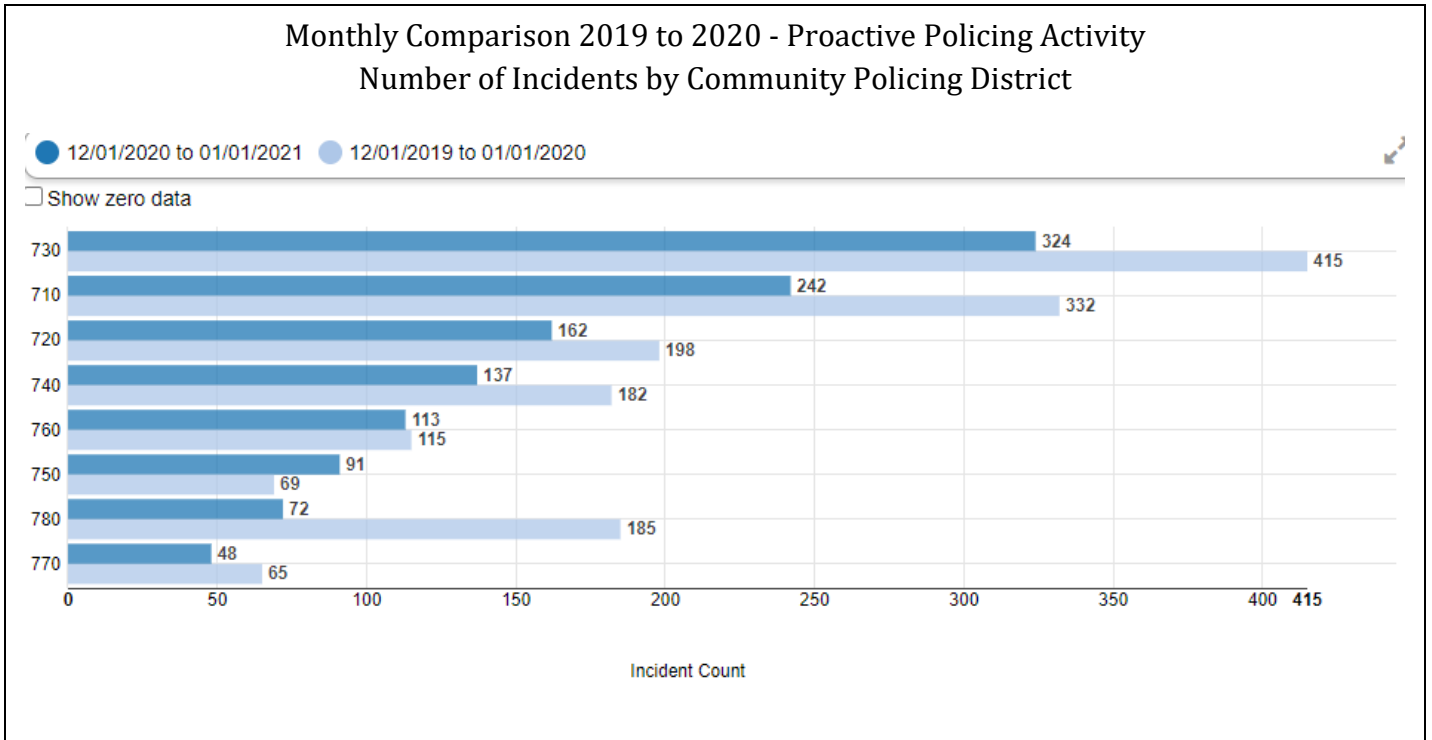


Above pie chart data pulled from RMS through Motorola CommandCentral using VA Code Sections.

### YTD 2020 Crime Part 2 by Community Policing Districts



### Monthly Comparison 2019 to 2020 - Proactive Policing Activity Number of Incidents by Community Policing District



Above charts data pulled from RMS through Motorola CommandCentral using VA Code Sections.

## Arrests by Arrest Type

Arrest Type	Dec.-20	YTD-20	Dec.-19	YTD-19
<b>On-Scene Arrest (in custody)</b>	-	33	10	78
Summoned/Cited	-	15	2	40
<b>Taken Into Custody (Warrant Service)</b>	-	18	1	32
<b>TOTAL ARRESTS</b>	<b>-</b>	<b>66</b>	<b>13</b>	<b>150</b>

Discrepancies in numbers in comparison to each report could result, due to delayed reporting, reclassifications of incident, or reporting after incident occurred. Data pulled from Case Reports Module of RMS, includes individual arrested only.

## Traffic Citations by Type

Citation Type	Dec.-20	YTD-20	Dec.-19	YTD-19
Written Summons	9 (SO-1)	687 (SO-41)	92 (SO-3)	1067 (SO-53)
<b>Parking Ticket</b>	-	87	28	202
Warning	5 (SO-4)	382 (SO-45)	127 (SO-9)	1275 (SO-84)
<b>TOTALS</b>	<b>14 (SO-5)</b>	<b>1156 (SO-86)</b>	<b>247 (SO-12)</b>	<b>2544 (SO-137)</b>

Discrepancies in numbers in comparison to each report could result, due to delayed reporting, reclassifications of incident, or reporting after incident occurred. Data pulled from Traffic Citations Module in RMS by Occurred on Date.

## Productivity Information

Type of Activity	Dec.-20	YTD-20	Dec.-19	YTD-19
<b>Calls for Service</b>	161	2332	202	2603
Proactive Policing	1130	17774	1694	17389
<b>Reports Written</b>	59	776	94	800
Crashes	18	184	20	219

Discrepancies in numbers in comparison to each report could result, due to delayed reporting, reclassifications of incident, or reporting after incident occurred. Data pulled from Calls for Service Module in CAD and RMS by reported on date.

## **Traffic Studies**

The Purcellville Police Department and Public Works conducted a traffic study December 21, 2020- January 3, 2021 on North and South bound S. 20<sup>th</sup> Street.

### **North Bound**

- The posted speed limit is 25 mph
- 9452 vehicles total traveled NB during the study period
- The combined 85th percentile speed for N bound traffic was 32 mph. This means 85% of the vehicles were traveling at this speed or slower
- Approximately 26% of the vehicles were traveling the posted speed limit or slower
- Approximately 96% of the vehicles were traveling 35 mph or slower
- Approximately 4% of the vehicles were traveling more than 10 mph above the posted speed limit.

### **South Bound**

- The posted speed limit is 25 mph
- 7906 vehicles total traveled SB during the study period
- The combined 85th percentile speed for S bound traffic was 31 mph. This means 85% of the vehicles were traveling at this speed or slower
- Approximately 42% of the vehicles were traveling 25 mph or slower
- Approximately 97% of the vehicles were traveling 35 mph or slower
- Approximately 3% of the vehicles were traveling more than 10 mph above the posted speed limit

The numbers captured indicate a low level of enforceable violations (10 mph over the posted limit) traveling on 20<sup>th</sup> Street. Based on this information the police will continue with a strategy of random/rotating enforcement, with the goal of compliance even when police are not present.

- On NB 20<sup>th</sup> Street, a total of 349 vehicles or an average of 24 vehicles per day reached speeds in which enforcement was an option, during the 14 day study period
- On SB 20<sup>th</sup> Street, a total of 262 vehicles or an average of 18 vehicles per day reached speeds in which enforcement was an option, during the 14 day study period

We remain committed to traffic safety. If you have any other traffic related questions, please call 540-338-7422- x 102 or email Major Dave Dailey at [ddailey@purcellvilleva.gov](mailto:ddailey@purcellvilleva.gov). For questions about other issues in your neighborhood, please contact Lieutenant Barry Dufek at 540-338-7422 x 104 or via e-mail at [bdufek@purcellvilleva.gov](mailto:bdufek@purcellvilleva.gov). For non-emergencies that require an officer to be dispatched, please call the non-emergency number, 703-777-1021.