

**MAINTENANCE DEPARTMENT
MONTHLY OPERATIONS REPORT
FOR THE MONTH OF: SEPTEMBER 2022
PREPARED: OCTOBER 2022**

MEASURE	MONTH	UNITS	FY YTD	UNITS
WORK ORDERS (W.O.) PROCESSED	158		607	#
STAFF HOURS REQUIRED FOR W.O.	477.75	HRS.	1654.25	HRS.
NON-CORE DUTIES HOURS	38.5	HRS.	212	HRS.
CD. MAN HOURS REQUIRED FOR WO	439.25	HRS.	1422.25	HRS.
PM FIRE HYDRANTS	0		0	
FIRE HYDRANT REPAIR	0		0	
PM VALVE EXERCISED	0		0	
MANHOLE INSPECTIONS	0		1	
CCTV SEWER LINE	0	L. FT.	0	L. FT.
SEWER LINE CLEANED	0	L. FT.	1,011	L. FT.
SL RAT INSPECTIONS	14,345	L. FT.	34,876	L. FT.
VEHICLES SERVICED/REPAIRED	16		38	
# OF WATER BREAKS	0		3	
# OF SEWER BACKUPS	1		2	
# OF CLEANOUTS INSTALLED	0		0	
# OF MISS UTILITY TICKETS	84		266	
# OF METERS READ	27		86	
# OF METERS SHUT OFF	12		19	
# OF METERS TURNED ON	12		18	
# OF REPLACED METERS	1		1	
# OF REPLACED REGISTERS	0		0	
# OF NEW ACC. METER INSTALLS	0		0	
# OF LEAK CHECKS	69		201	
# OF REPLACED MIUs (Radios)	35		81	
CUSTOMER COMPLAINTS	0		0	
WATER COMPLAINTS REC'D	0		0	
WATER COMPLAINTS RESOLVED	100	%	100	%
WASTEWATER COMPLAINTS REC'D	0		0	
WASTEWATER COMPLAINTS RES'D	100	%	100	%

ACCOMPLISHMENTS

Community event sign work orders
 Weekly mowing operations
 Adam's Bike Park Maintenance
 Chapman/DeMary-Suzanne Kane Park mowing and trail maintenance
 Weekly cleaning and restocking of dog waste stations
 Utility line repairs for Town of Lovettsville
 Deployed radar data collection signs per PD request
 Equipment Maintenance
 Fleet Maintenance
 Assisted with 9/11 Ceremony
 Right of way tree trimming
 Street tree maintenance
 Asset inventory
 Street sign maintenance
 Assisted Finance Department with Water Cutoffs/Door Announcements
 East End pump station maintenance
 Facility Maintenance-Public Works facility-Prep for Annual Trade Show
 Assisted Police Department with narcotics destruction

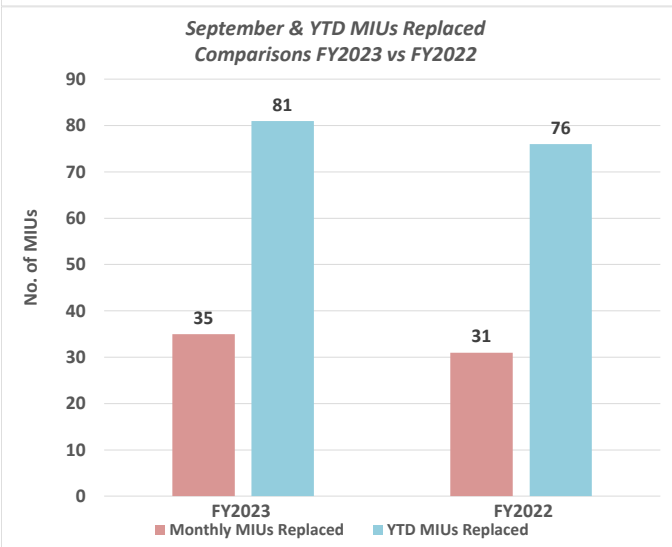
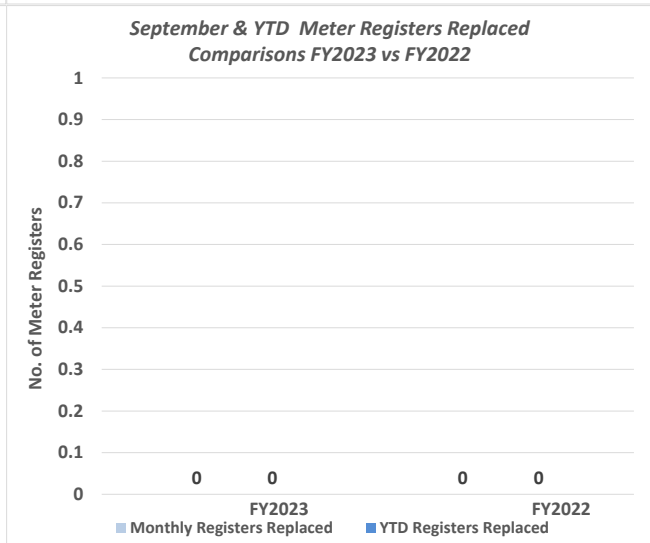
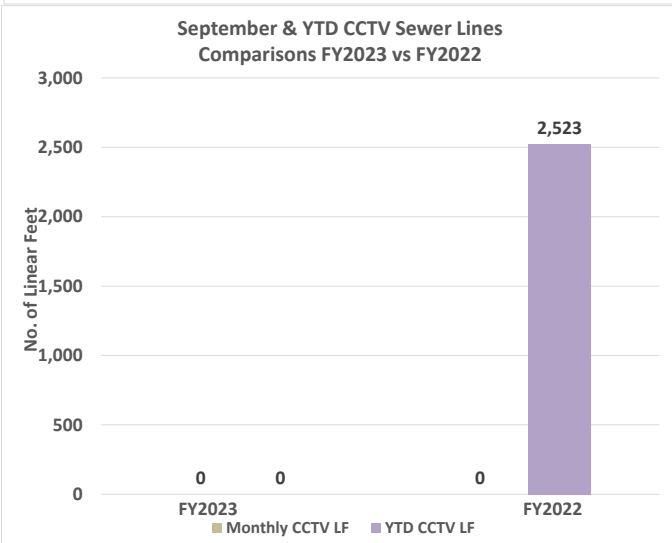
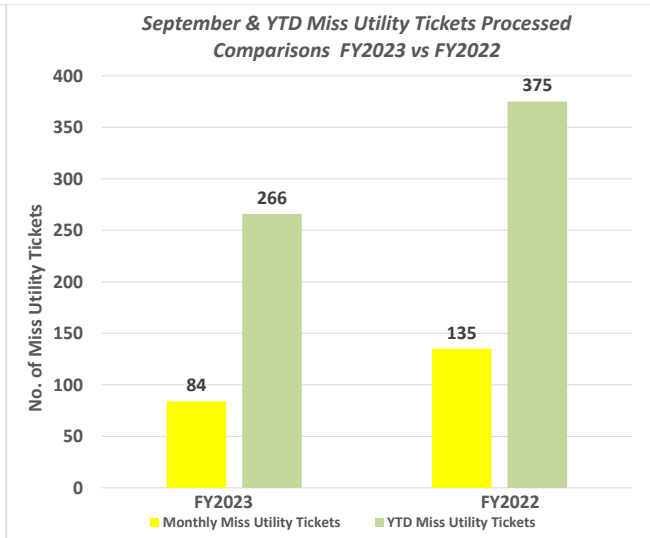
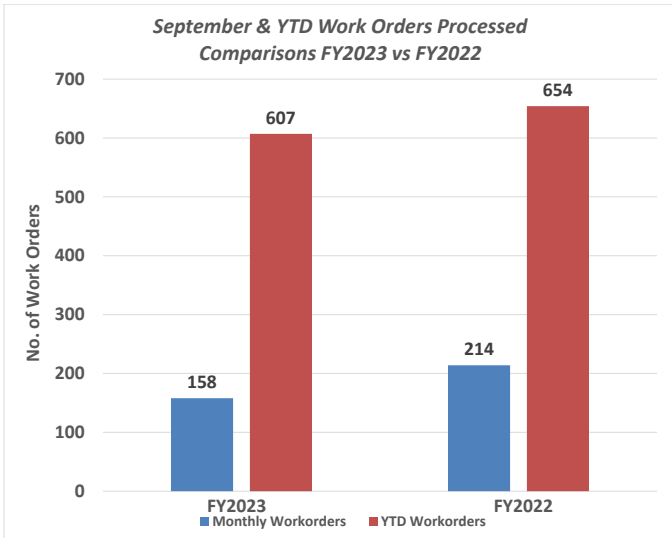
**MAINTENANCE DEPARTMENT
MONTHLY OPERATIONS REPORT
FOR THE MONTH OF: SEPTEMBER 2021
PREPARED: OCTOBER 2021**

MEASURE	MONTH	UNITS	FY YTD	UNITS
WORK ORDERS (W.O.) PROCESSED	214		654	#
STAFF HOURS REQUIRED FOR W.O.	629	HRS.	1639.28	HRS.
NON-CORE DUTIES HOURS	155.5	HRS.	406.03	HRS.
CD. MAN HOURS REQUIRED FOR WO	473.5	HRS.	1233.25	HRS.
PM FIRE HYDRANTS	47		97	
FIRE HYDRANT REPAIR	0		1	
PM VALVE EXERCISED	0		0	
MANHOLE INSPECTIONS	0		0	
CCTV SEWER LINE	0	L. FT.	2,523	L. FT.
SEWER LINE CLEANED	0	L. FT.	2,888	L. FT.
SL RAT INSPECTIONS	0	L. FT.	36,900	L. FT.
VEHICLES SERVICED/REPAIRED	18		70	
# OF WATER BREAKS	0		3	
# OF SEWER BACKUPS	0		2	
# OF CLEANOUTS INSTALLED	0		0	
# OF MISS UTILITY TICKETS	135		375	
# OF METERS READ	23		112	
# OF METERS SHUT OFF	25		28	
# OF METERS TURNED ON	24		27	
# OF REPLACED METERS	0		0	
# OF REPLACED REGISTERS	0		0	
# OF NEW ACC. METER INSTALLS	0		0	
# OF LEAK CHECKS	60		180	
# OF REPLACED MIUs (Radios)	31		76	
CUSTOMER COMPLAINTS	0		0	
WATER COMPLAINTS REC'D	0		0	
WATER COMPLAINTS RESOLVED	100		100	
WASTEWATER COMPLAINTS REC'D	0		0	
WASTEWATER COMPLAINTS RES'D	100		100	

ACCOMPLISHMENTS

Storm drainage maintenance
 Equipment repairs
 Fleet Maintenance
 Weekly mowing operations for town properties and facilities
 Weekly cleaning and restocking of dog waste stations
 Weekly checked and emptied public trash cans
 Shoulder repairs
 Community event sign work orders
 Police station work orders
 Assisted with getting items to Shred Truck
 Installed Neptune Antenna at Ball Court lift station
 Right of way tree trimming
 Parking lot maintenance
 Removed fallen trees from Chapman/DeMary Trail
 Fireman's Field/Dillon's Woods maintenance
 Mowed all water/sewer easements
 Assisted Parks and Rec with Sadie's Race, Summer block party and 9/11 ceremony
 Prepared Dillon's Woods for rentals
 Performed a dry run on all snow equipment
 Town Hall work orders
 Weed control
 Easement maintenance at Hirst Reservoir

**Maintenance Department
2023 vs 2022 Comparisons**



**WATER TREATMENT PLANT
MONTHLY OPERATIONS REPORT
FOR THE MONTH OF: SEPTEMBER 2022
PREPARED: OCTOBER 2022**

**WATER TREATMENT PLANT
MONTHLY OPERATIONS REPORT
FOR THE MONTH OF: SEPTEMBER 2021
PREPARED: OCTOBER 2021**

WATER	MONTH	UNITS	AVG./DAY	UNITS
ALUMINUM SULFATE	1,226.0	lbs.	40.9	lbs.
POLYMER				
METAPHOSPHATE	73.9	lbs.	2.5	lbs.
SODA ASH	1,804.7	lbs.	60.2	lbs.
FLUORIDE (WTP & WELLS)	190.5	lbs.	6.4	lbs.
POTASSIUM PERMANGANATE	29.4	lbs.	1.0	lbs.
CHLORINE (HYPOCHLORITE @ WTP)	292.5	lbs.	9.8	lbs.
CHLORINE RESIDUAL (TANK)			1.9	mg/L
AVERAGE PH (FINISHED)			7.4	SU
BULK WATER SALES		gals.	0.0	gals.
INLINE METER, COOPER SPRINGS	2,984,571	gals.	99,485.7	gals.
JEFFRIES WELL	503,300	gals.	16,776.7	gals.
WATER PLANT GALLONS	6,946,000	gals.	231,533.3	gals.
MARSH WELL	1,710,600	gals.	57,020.0	gals.
MOUNTAIN VIEW WELL	457,677	gals.	15,255.9	gals.
MAIN STREET VILLAGES WELLS (MS-1 & VC)	2,556,664	gals.	85,222.1	gals.
CORNWELL #2 WELL	1,781,995	gals.	59,399.8	gals.
FORBES WELL	948,900	gals.	31,630.0	gals.
KANE WELLS #1 & #2	2,851,000	gals.	95,033.3	gals.
TOTAL WATER FLOW	17,252,836	gals.	575,094.5	gals.

RESERVOIR LEVELS:	1-Sep-2022	30-Sep-2022
FRONT LAKE:	5.18'	5.18'
BACK LAKE	5.16'	3.98'
RAINFALL:	3.53"	

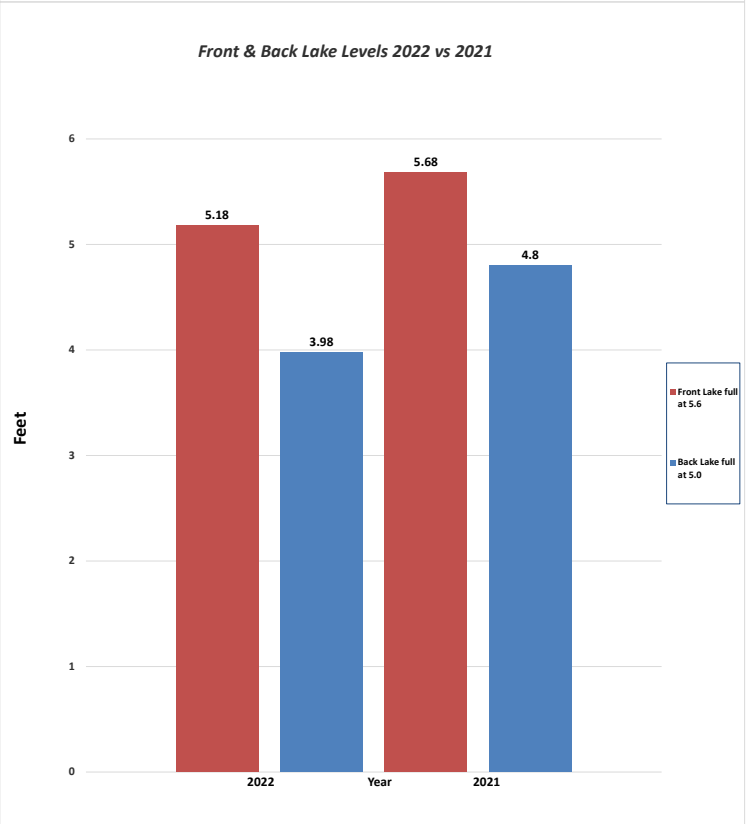
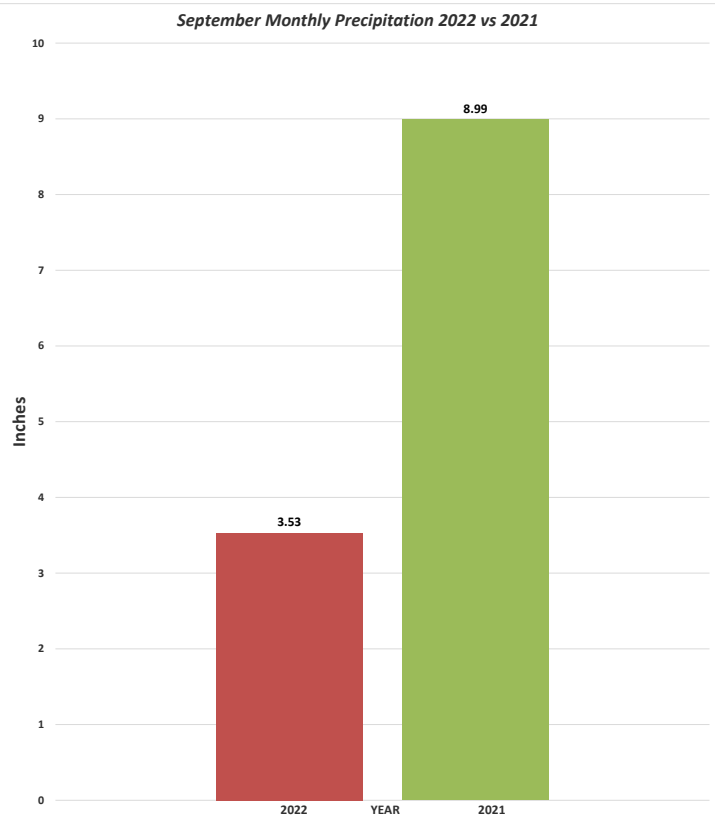
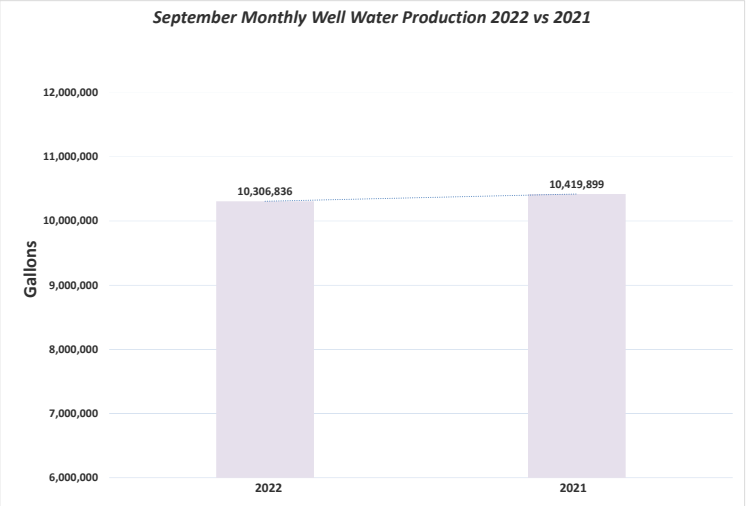
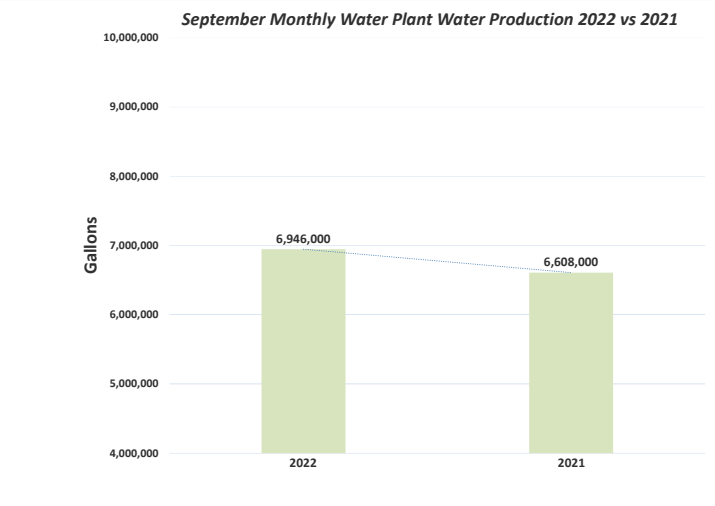
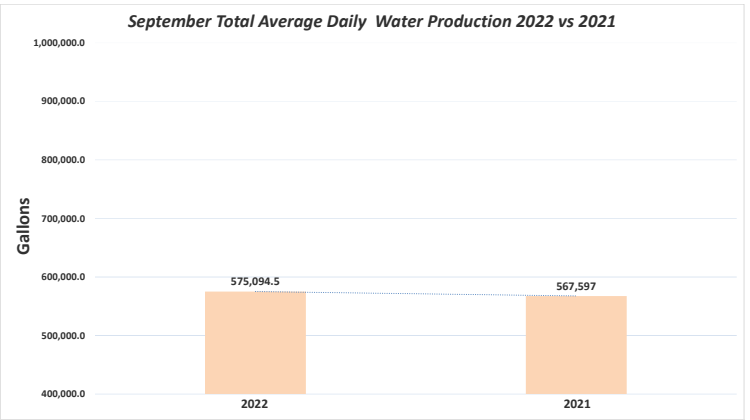
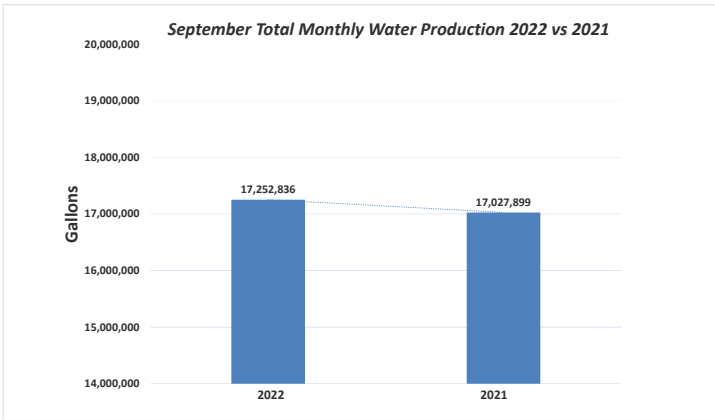
WATER	MONTH	UNITS	AVG./DAY	UNITS
ALUMINUM SULFATE	1,201.0	lbs.	40.0	lbs.
POLYMER				
METAPHOSPHATE	105.3	lbs.	3.5	lbs.
SODA ASH	1,757.5	lbs.	58.6	lbs.
FLUORIDE (WTP & WELLS)	169.1	lbs.	5.6	lbs.
POTASSIUM PERMANGANATE	28.2	lbs.	0.9	lbs.
CHLORINE (HYPOCHLORITE @ WTP)	285.5	lbs.	9.5	lbs.
CHLORINE RESIDUAL (TANK)			1.8	mg/L
AVERAGE PH (FINISHED)			7.5	SU
BULK WATER SALES	-	gals.	0	gals.
INLINE METER, COOPER SPRINGS	3,607,241	gals.	120,241	gals.
JEFFRIES WELL	0	gals.	0	gals.
WATER PLANT GALLONS	6,608,000	gals.	220,267	gals.
MARSH WELL	1,616,600	gals.	53,887	gals.
MOUNTAIN VIEW WELL	520,827	gals.	17,361	gals.
MAIN STREET VILLAGES WELLS (MS-1 & VC)	2,881,603	gals.	96,053	gals.
CORNWELL #2 WELL	1,620,365	gals.	54,012	gals.
FORBES WELL	1,019,004	gals.	33,967	gals.
KANE WELLS #1 & #2	2,761,500	gals.	92,050	gals.
TOTAL WATER FLOW	17,027,899	gals.	567,597	gals.

RESERVOIR LEVELS:	1-Sep-2021	30-Sep-2021
FRONT LAKE:	5.80'	5.68'
BACK LAKE	5.26'	4.80'
RAINFALL:	8.99"	

ACCOMPLISHMENTS

NPDES Discharge Monitoring Report due 10/10 was submitted on 10/03/22.
VDH ODW Monthly Operating Report due 10/10 was submitted electronically on 10/10/2022.
Four Weekly Water Production Reports were completed.

**Water Well Production Facilities
September 2022 vs 2021 Comparisons**



**WATER RECLAMATION FACILITY
MONTHLY OPERATIONS REPORT
FOR THE MONTH OF: September 2022
PREPARED: October 2022**

**WATER RECLAMATION FACILITY
MONTHLY OPERATIONS REPORT
FOR THE MONTH OF: September 2021
PREPARED: October 2021**

MEASURE	MONTH	AVG./DAY
INFLUENT FLOW	16,307,600 GAL	543,600 GAL
EFFLUENT FLOW	18,942,000 GAL	631,400 GAL
MAXIMUM DAY INFLUENT	727,300 GAL	
FERRIC CHLORIDE	2,840 GAL	141 GAL
CITRIC ACID	288 GAL	72 GAL
SODIUM HYPOCHLORITE	115 GAL	24 GAL
METHANOL	606 GAL	20 GAL
RAIN	5.13 IN.	0.17 IN.

MEASURE	MONTH	AVG./DAY
INFLUENT FLOW	18,762,300 GAL	625,400 GAL
EFFLUENT FLOW	17,894,900 GAL	596,500 GAL
MAXIMUM DAY INFLUENT	1,202,000 GAL	
FERRIC CHLORIDE	3,916 GAL	131 GAL
CITRIC ACID	- GAL	- GAL
SODIUM HYPOCHLORITE	88 GAL	22 GAL
METHANOL	761 GAL	25 GAL
RAIN	7.69 IN.	0.26 IN.

MONTHLY TOTAL NUTRIENT DISCHARGE

TOTAL NITROGEN	104	LBS.
TOTAL NITROGEN YTD	815	LBS.
AVG. DAILY NITROGEN	0.59	MG/L
VPDES NITROGEN LIMIT	4.0	MG/L
TOTAL PHOSPHORUS	37	LBS.
TOTAL PHOSPHORUS YTD	317	LBS.
AVG. PHOSPHORUS DAILY	0.20	MG/L
VPDES PHOSPHORUS LIMIT	0.3	MG/L

MONTHLY TOTAL NUTRIENT DISCHARGE

TOTAL NITROGEN	67	LBS.
TOTAL NITROGEN YTD	656	LBS.
AVG. DAILY NITROGEN	0.49	MG/L
VPDES NITROGEN LIMIT	4.0	MG/L
TOTAL PHOSPHORUS	18	LBS.
TOTAL PHOSPHORUS YTD	314	LBS.
AVG. PHOSPHORUS DAILY	0.13	MG/L
VPDES PHOSPHORUS LIMIT	0.3	MG/L

ACCOMPLISHMENTS

All Staff received training on (EMS) Hazardous Material Receipt & Storage,
(Plant Process) N/A, (Safety) Emergency Response Plan Review, (LAB) Phosphorus testing procedure for process testing
Submitted VDEQ discharge monitoring report, Virginia's nutrient report .

NIA

No information available at this time.

Basham Simms Water Reclamation Facility 2022 vs 2021 Comparisons

