

**MAINTENANCE DEPARTMENT  
MONTHLY OPERATIONS REPORT  
FOR THE MONTH OF: SEPTEMBER 2021  
PREPARED: OCTOBER 2021**

MEASURE	MONTH	UNITS	FY YTD	UNITS
WORK ORDERS (W.O.) PROCESSED	214		654	#
STAFF HOURS REQUIRED FOR W.O.	629	HRS.	1639.28	HRS.
NON-CORE DUTIES HOURS	155.5	HRS.	406.03	HRS.
CD. MAN HOURS REQUIRED FOR WO	473.5	HRS.	1233.25	HRS.
PM FIRE HYDRANTS	47		97	
FIRE HYDRANT REPAIR	0		1	
PM VALVE EXERCISED	0		0	
MANHOLE INSPECTIONS	0		0	
CCTV SEWER LINE	0	L. FT.	2,523	L. FT.
SEWER LINE CLEANED	0	L. FT.	2,888	L. FT.
SL RAT INSPECTIONS	0	L. FT.	36,900	L. FT.
VEHICLES SERVICED/REPAIRED	18		70	
# OF WATER BREAKS	0		3	
# OF SEWER BACKUPS	0		2	
# OF CLEANOUTS INSTALLED	0		0	
# OF MISS UTILITY TICKETS	135		375	
# OF METERS READ	23		112	
# OF METERS SHUT OFF	25		28	
# OF METERS TURNED ON	24		27	
# OF REPLACED METERS	0		0	
# OF REPLACED REGISTERS	0		0	
# OF NEW ACC. METER INSTALLS	0		0	
# OF LEAK CHECKS	60		180	
# OF REPLACED MIUs (Radios)	31		76	
CUSTOMER COMPLAINTS	0		0	
WATER COMPLAINTS REC'D	0		0	
WATER COMPLAINTS RESOLVED	100	%	100	%
WASTEWATER COMPLAINTS REC'D	0		0	
WASTEWATER COMPLAINTS RES'D	100	%	100	%

**ACCOMPLISHMENTS**

Storm drainage maintenance  
 Equipment Repairs  
 Fleet Maintenance  
 Weekly mowing operations for Town properties and facilities  
 Weekly cleaning and restocking of dog waste stations  
 Weekly checked and emptied public trash cans  
 Shoulder repairs  
 Community Event sign work orders  
 Police Station Work Orders  
 Assisted with getting items to Shred Truck  
 Installed Neptune Antenna at Ball Court Lift Station  
 Right of Way tree trimming  
 Parking lot maintenance  
 Removed fallen trees from Chapman/DeMary Trail  
 Fireman's Field/Dillon's Woods maintenance  
 Mowed all water/sewer easements  
 Assisted Parks and Rec with Sadie's Race, Summer block party and 9/11 Ceremony  
 Prepared Dillon's Woods for rentals  
 Performed a dry run on all snow equipment  
 Town Hall work orders  
 Weed control  
 Easement maintenance at Hirst Reservoir

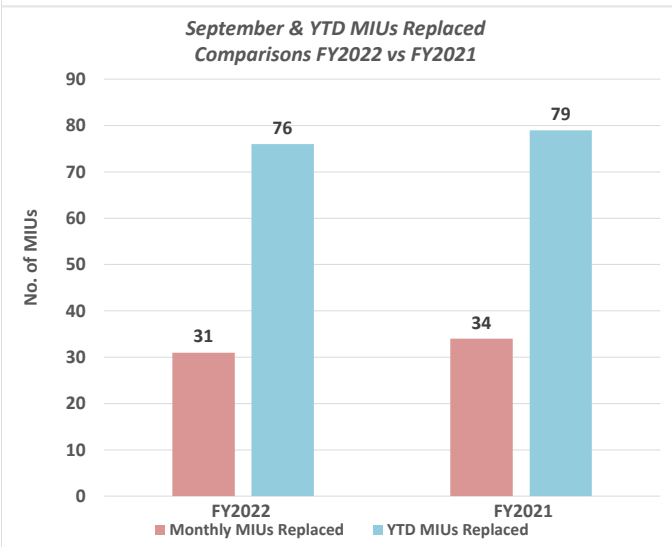
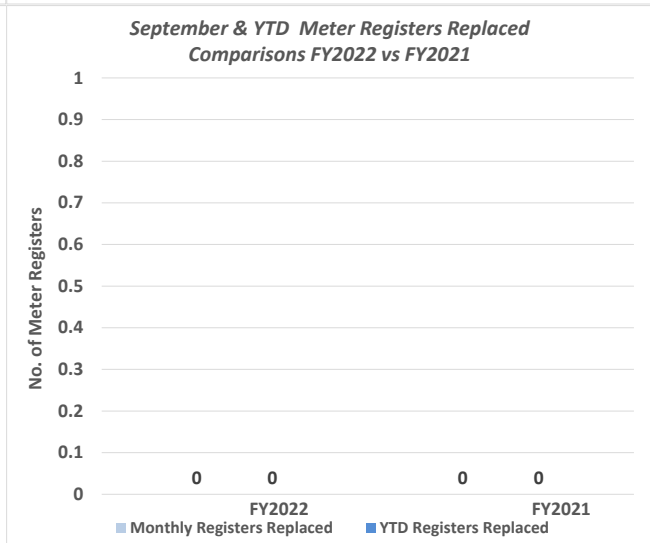
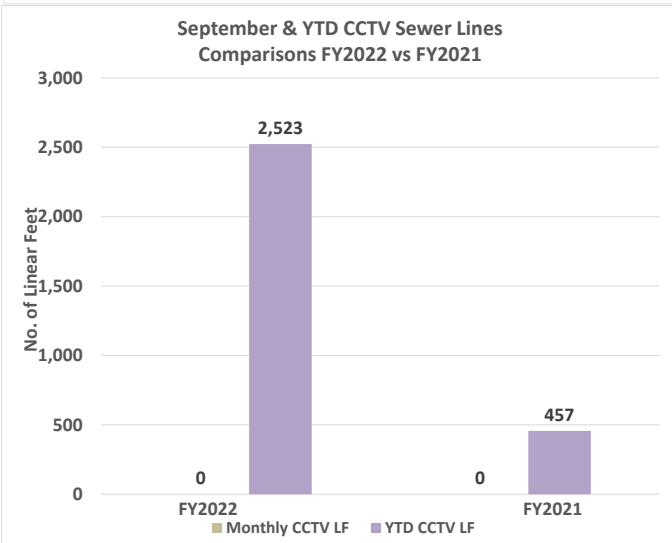
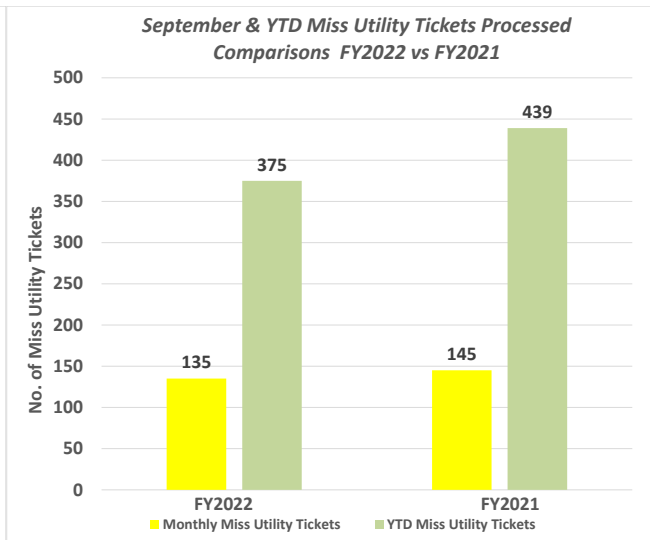
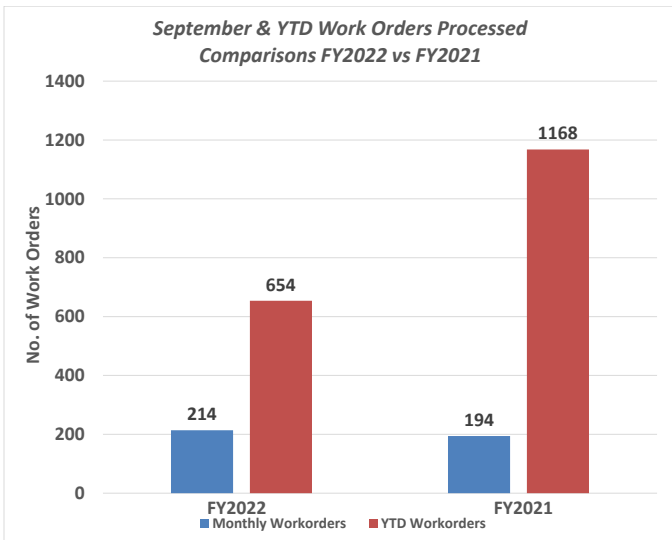
**MAINTENANCE DEPARTMENT  
MONTHLY OPERATIONS REPORT  
FOR THE MONTH OF: SEPTEMBER 2020  
PREPARED: OCTOBER 2020**

MEASURE	MONTH	UNITS	FY YTD	UNITS
WORK ORDERS (W.O.) PROCESSED	194		1168	#
STAFF HOURS REQUIRED FOR W.O.	447.75	HRS.	1358.5	HRS.
NON-CORE DUTIES HOURS	45.25	HRS.	367.5	HRS.
CD. MAN HOURS REQUIRED FOR WO	402.5	HRS.	588.5	HRS.
PM FIRE HYDRANTS	24		223	
FIRE HYDRANT REPAIR	0		2	
PM VALVE EXERCISED	0		0	
MANHOLE INSPECTIONS	0		167	
CCTV SEWER LINE	0	L. FT.	457	L. FT.
SEWER LINE CLEANED	0	L. FT.	388	L. FT.
SL RAT INSPECTIONS	5,315	L. FT.	34,834	L. FT.
VEHICLES SERVICED/REPAIRED	13		63	
# OF WATER BREAKS	1		2	
# OF SEWER BACKUPS	0		0	
# OF CLEANOUTS INSTALLED	0		0	
# OF MISS UTILITY TICKETS	145		439	
# OF METERS READ	34		112	
# OF METERS SHUT OFF	0		0	
# OF METERS TURNED ON	0		0	
# OF REPLACED METERS	0		0	
# OF REPLACED REGISTERS	0		0	
# OF NEW ACC. METER INSTALLS	5		8	
# OF LEAK CHECKS	55		157	
# OF REPLACED MIUs (Radios)	34		79	
CUSTOMER COMPLAINTS	0		0	
WATER COMPLAINTS REC'D	0		0	
WATER COMPLAINTS RESOLVED	100		100	
WASTEWATER COMPLAINTS REC'D	0		0	
WASTEWATER COMPLAINTS RES'D	100		100	

**ACCOMPLISHMENTS**

Weekly Mowing Operations  
 Right of way tree trimming along Hirst Road and Hatcher Ave.  
 Fleet maintenance  
 Installed "No Outlet" signs for N. 21st Street  
 Weekly Cleaning and Restocking of dog waste stations  
 Weekly pickup of public trash cans on 21st St, Main St and Chapman/DeMary Trail  
 Weed control on various streets, town properties and facilities  
 Assisted Parks and Rec with 9/11 Ceremony and Movie nights at Dillon's Woods  
 Repaired damaged chain link fence at Fireman's Field  
 Cleaned/Swept 21st Street downtown area and parking lots  
 Equipment maintenance  
 Community Event Signs  
 Repaired/replaced damaged traffic signs as needed  
 Performed snow equipment dry run(All items ready to go)  
 Removed graffiti from signs on W&OD Trail  
 Cleaned/Mulched landscape beds within Fireman's Field Complex  
 Removed dead tree and cleared debris/overgrown areas at Elevated Water Tank  
 Installed radar data signs on Hatcher Ave. and E. King James per PD  
 Installed numbered markers for new valves on raw water line at Hirst Reservoir  
 Installed two new pumps at the Wastewater Treatment Plant  
 Cleaned Wastewater treatment pump stations  
 Installed three new MAG meters on filter tanks at Water Treatment Plant  
 Cleaned Wastewater Treatment Plant recycle tank  
 Moved two water meters on Nursery Ave. for construction  
 Repaired sewer main and water service lines that were hit by contractors on Nursery Ave.  
 Began replacing manhole frames and covers in need based on smoke testing

**Maintenance Department  
2022 vs 2021 Comparisons**



**WATER TREATMENT PLANT  
MONTHLY OPERATIONS REPORT  
FOR THE MONTH OF: SEPTEMBER 2021  
PREPARED: OCTOBER 2021**

WATER	MONTH	UNITS	AVG./DAY	UNITS
ALUMINUM SULFATE	1,201.0	lbs.	40.0	lbs.
POLYMER				
METAPHOSPHATE	105.3	lbs.	3.5	lbs.
SODA ASH	1,757.5	lbs.	58.6	lbs.
FLUORIDE (WTP & WELLS)	169.1	lbs.	5.6	lbs.
POTASSIUM PERMANGANATE	28.2	lbs.	0.9	lbs.
CHLORINE (HYPOCHLORITE @ WTP)	285.5	lbs.	9.5	lbs.
CHLORINE RESIDUAL (TANK)			1.8	mg/L
AVERAGE PH (FINISHED)			7.5	SU
BULK WATER SALES	0	gals.	0.0	gals.
INLINE METER, COOPER SPRINGS	3,607,241	gals.	120,241.4	gals.
JEFFRIES WELL	0	gals.	0.0	gals.
WATER PLANT GALLONS	6,608,000	gals.	220,266.7	gals.
MARSH WELL	1,616,600	gals.	53,886.7	gals.
MOUNTAIN VIEW WELL	520,827	gals.	17,360.9	gals.
MAIN STREET VILLAGES WELLS (MS-1 & VC)	2,881,603	gals.	96,053.4	gals.
CORNWELL #2 WELL	1,620,365	gals.	54,012.2	gals.
FORBES WELL	1,019,004	gals.	33,966.8	gals.
KANE WELLS #1 & #2	2,761,500	gals.	92,050.0	gals.
<b>TOTAL WATER FLOW</b>	<b>17,027,899</b>	<b>gals.</b>	<b>567,596.6</b>	<b>gals.</b>

RESERVOIR LEVELS:	1-Sep-2021	30-Sep-2021
FRONT LAKE:	5.80'	5.68'
BACK LAKE	5.26'	4.80'

RAINFALL: 8.99"

**ACCOMPLISHMENTS**

NPDES Discharge Monitoring Report due 10/10 was submitted on 10/04/21.  
VDH ODW Monthly Operating Report due 10/10 was submitted electronically on 10/08/2021.  
Four Weekly Water Production Reports were completed.

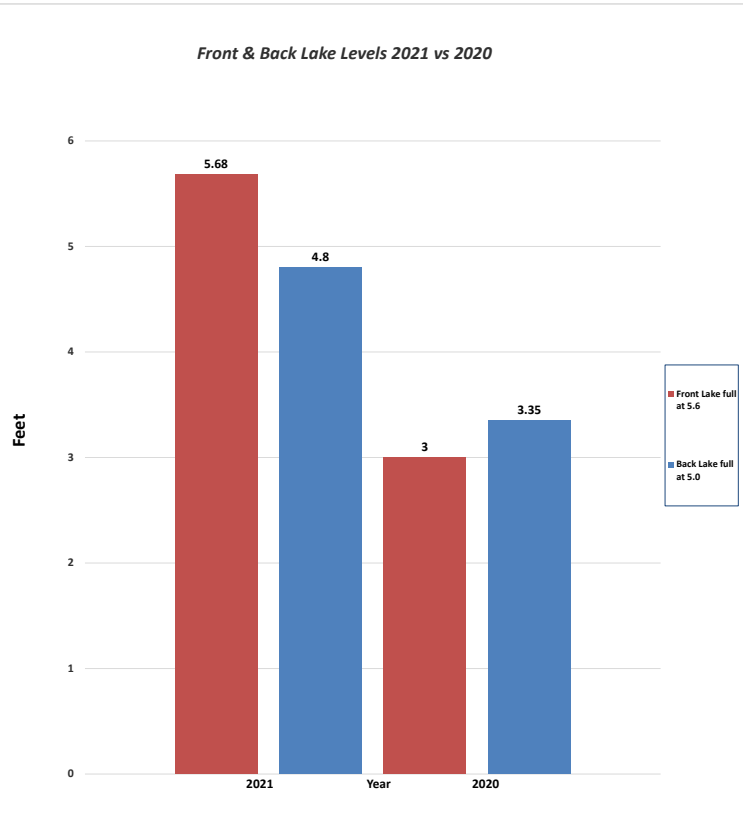
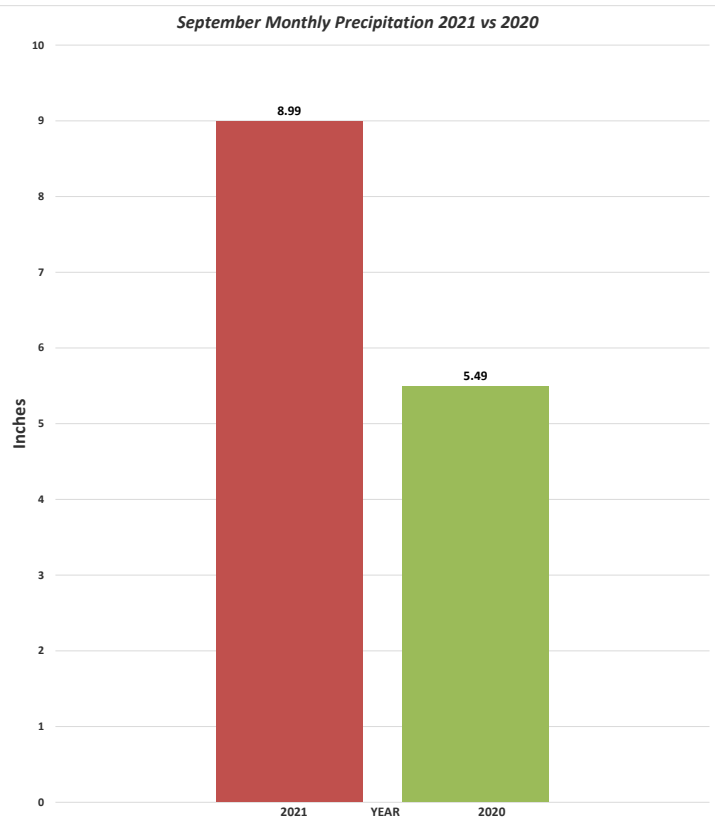
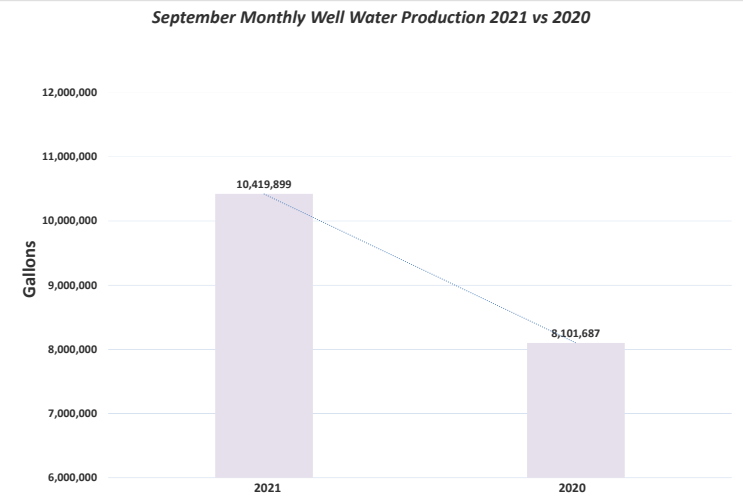
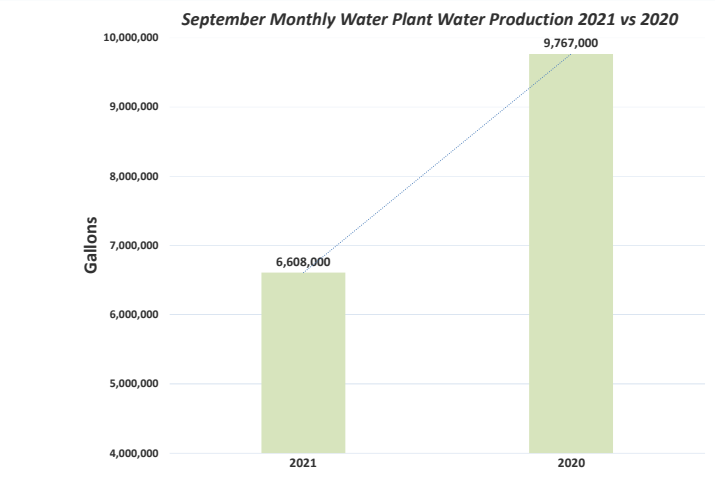
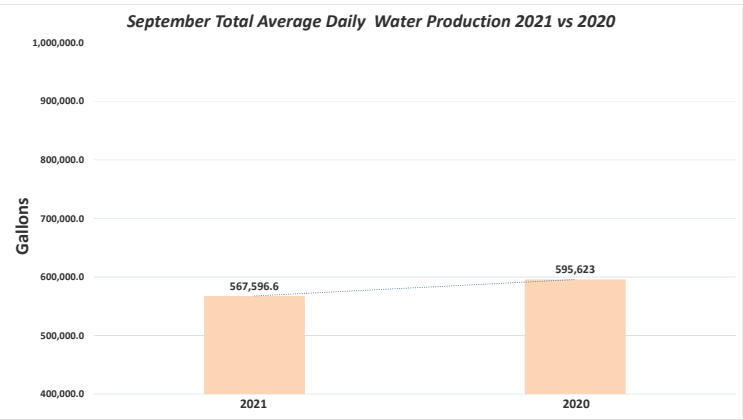
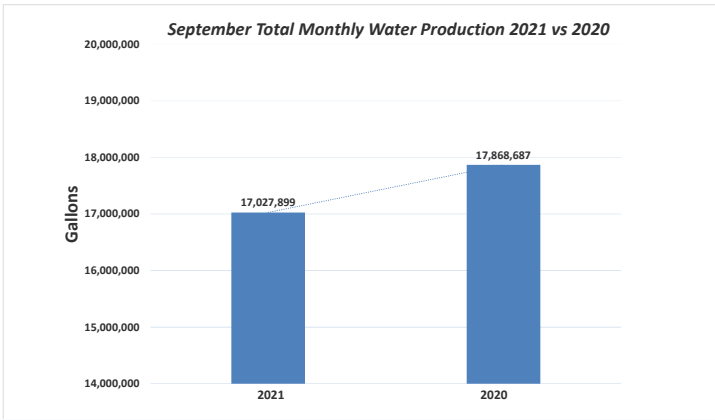
**WATER TREATMENT PLANT  
MONTHLY OPERATIONS REPORT  
FOR THE MONTH OF: SEPTEMBER 2020  
PREPARED: OCTOBER 2020**

WATER	MONTH	UNITS	AVG./DAY	UNITS
ALUMINUM SULFATE	1,380.1	lbs.	46.0	lbs.
POLYMER				
METAPHOSPHATE	154.0	lbs.	5.1	lbs.
SODA ASH	2,023.5	lbs.	67.4	lbs.
FLUORIDE (WTP & WELLS)	176.1	lbs.	5.9	lbs.
POTASSIUM PERMANGANATE	23.7	lbs.	0.8	lbs.
CHLORINE (HYPOCHLORITE @ WTP)	320.6	lbs.	10.7	lbs.
CHLORINE RESIDUAL (TANK)			1.9	mg/L
AVERAGE PH (FINISHED)			7.7	SU
BULK WATER SALES	-	gals.	0	gals.
INLINE METER, COOPER SPRINGS	3,338,000	gals.	111,267	gals.
JEFFRIES WELL	1,054,800	gals.	35,160	gals.
WATER PLANT GALLONS	9,767,000	gals.	325,567	gals.
MARSH WELL	1,913,000	gals.	63,767	gals.
MOUNTAIN VIEW WELL	449,393	gals.	14,980	gals.
MAIN STREET VILLAGES WELLS (MS-1 & VC)	2,931,350	gals.	97,712	gals.
CORNWELL #2 WELL	1,667,325	gals.	55,578	gals.
FORBES WELL	1,140,619	gals.	38,021	gals.
KANE WELLS #1 & #2	0	gals.	0	gals.
<b>TOTAL WATER FLOW</b>	<b>17,868,687</b>	<b>gals.</b>	<b>595,623</b>	<b>gals.</b>

RESERVOIR LEVELS:	1-Sep-2020	30-Sep-2020
FRONT LAKE:	5.54'	<3.0'
BACK LAKE	5.0'	3.35'

RAINFALL: 5.49"

**Water Well Production Facilities  
September 2021 vs 2020 Comparisons**



**WATER RECLAMATION FACILITY  
MONTHLY OPERATIONS REPORT  
FOR THE MONTH OF: September 2021  
PREPARED: October 2021**

**WATER RECLAMATION FACILITY  
MONTHLY OPERATIONS REPORT  
FOR THE MONTH OF: September 2020  
PREPARED: October 2020**

MEASURE	MONTH	AVG./DAY
INFLUENT FLOW	18,762,300 GAL	625,400 GAL
EFFLUENT FLOW	17,894,900 GAL	596,500 GAL
MAXIMUM DAY INFLUENT	1,202,000 GAL	
FERRIC CHLORIDE	3,916 GAL	131 GAL
CITRIC ACID	- GAL	- GAL
SODIUM HYPOCHLORITE	88 GAL	22 GAL
METHANOL	761 GAL	25 GAL
RAIN	7.69 IN.	0.26 IN.

**MONTHLY TOTAL NUTRIENT DISCHARGE**

TOTAL NITROGEN	67 LBS.
TOTAL NITROGEN YTD	656 LBS.
AVG. DAILY NITROGEN	0.49 MG/L
VPDES NITROGEN LIMIT	4.0 MG/L
TOTAL PHOSPHORUS	18 LBS.
TOTAL PHOSPHORUS YTD	314 LBS.
AVG. PHOSPHORUS DAILY	0.13 MG/L
VPDES PHOSPHORUS LIMIT	0.3 MG/L

MEASURE	MONTH	AVG./DAY
INFLUENT FLOW	16,058,300 GAL	535,300 GAL
EFFLUENT FLOW	16,982,300 GAL	566,100 GAL
MAXIMUM DAY INFLUENT	869,300 GAL	
FERRIC CHLORIDE	3,071 GAL	102 GAL
CITRIC ACID	146 GAL	73 GAL
SODIUM HYPOCHLORITE	166 GAL	24 GAL
METHANOL	972 GAL	32 GAL
RAIN	2.90 IN.	0.10 IN.

**MONTHLY TOTAL NUTRIENT DISCHARGE**

TOTAL NITROGEN	64 LBS.
TOTAL NITROGEN YTD	769 LBS.
AVG. DAILY NITROGEN	0.45 MG/L
VPDES NITROGEN LIMIT	4.0 MG/L
TOTAL PHOSPHORUS	31 LBS.
TOTAL PHOSPHORUS YTD	294 LBS.
AVG. PHOSPHORUS DAILY	0.23 MG/L
VPDES PHOSPHORUS LIMIT	0.3 MG/L

**ACCOMPLISHMENTS**

All Staff received training on (EMS) Hazardous Material Receipt & Storage,  
(Plant Process) Aerobic Digestion, (Safety) Confined Space Safety, (LAB) Chlorine Analyzer Operation and Maintenance  
Submitted VDEQ discharge monitoring report, Virginia's nutrient report .

NIA

No information available at this time.

## Basham Simms Water Reclamation Facility 2021 vs 2020 Comparisons

