

**MAINTENANCE DEPARTMENT  
MONTHLY OPERATIONS REPORT  
FOR THE MONTH OF: AUGUST 2021  
PREPARED: SEPTEMBER 2021**

MEASURE	MONTH	UNITS	FY YTD	UNITS
WORK ORDERS (W.O.) PROCESSED	263		440	#
STAFF HOURS REQUIRED FOR W.O.	547.5	HRS.	1010.28	HRS.
NON-CORE DUTIES HOURS	123	HRS.	250.53	HRS.
CD. MAN HOURS REQUIRED FOR WO	424.5	HRS.	759.75	HRS.
PM FIRE HYDRANTS	50		50	
FIRE HYDRANT REPAIR	0		1	
PM VALVE EXERCISED	0		0	
MANHOLE INSPECTIONS	0		0	
CCTV SEWER LINE	0	L. FT.	2,523	L. FT.
SEWER LINE CLEANED	0	L. FT.	2,888	L. FT.
SL RAT INSPECTIONS	0	L. FT.	36,900	L. FT.
VEHICLES SERVICED/REPAIRED	26		52	
# OF WATER BREAKS	1		3	
# OF SEWER BACKUPS	1		2	
# OF CLEANOUTS INSTALLED	0		0	
# OF MISS UTILITY TICKETS	121		241	
# OF METERS READ	40		89	
# OF METERS SHUT OFF	2		3	
# OF METERS TURNED ON	2		3	
# OF REPLACED METERS	0		0	
# OF REPLACED REGISTERS	0		0	
# OF NEW ACC. METER INSTALLS	0		0	
# OF LEAK CHECKS	63		120	
# OF REPLACED MIUs (Radios)	19		45	
CUSTOMER COMPLAINTS	0		0	
WATER COMPLAINTS REC'D	0		0	
WATER COMPLAINTS RESOLVED	100	%	100	%
WASTEWATER COMPLAINTS REC'D	0		0	
WASTEWATER COMPLAINTS RES'D	100	%	100	%

**ACCOMPLISHMENTS**

Fleet Maintenance  
 Assisted Parks and Rec with Independence Day Parade  
 Weekly Mowing Operations  
 Town Hall Work Orders  
 Community Event Sign Work Orders  
 Weekly restocking and cleaning of dog waste stations  
 CPR/First Aid Training  
 Right of Way tree trimming operations  
 Street/Traffic sign repairs  
 Mowed and trimmed all banks and access easement to Hirst reservoir  
 Weekly checked and emptied public trash cans  
 Weed control  
 Clean up at Village Case barns  
 Assisted with Water Main break at the Wastewater Treatment Plant  
 Assisted Parks and rRec with Pedal Purcellville Event  
 Miss Utility Tickets  
 Weekly pump station cleaning  
 Finished installation of well line  
 Weekly hauling of sludge to landfill from Wastewater Treatment Plant  
 Repaired leaking blowoff at Forbes Well  
 Replaced spring gauges in both springs at reservoir  
 Assisted Town of Lovettsville with sewer main repair  
 Installed new pump at Wastewater Treatment Plant  
 Installed new crossover pipe from back lake to settlement pond  
 Replaced main valve in Forbes Well building

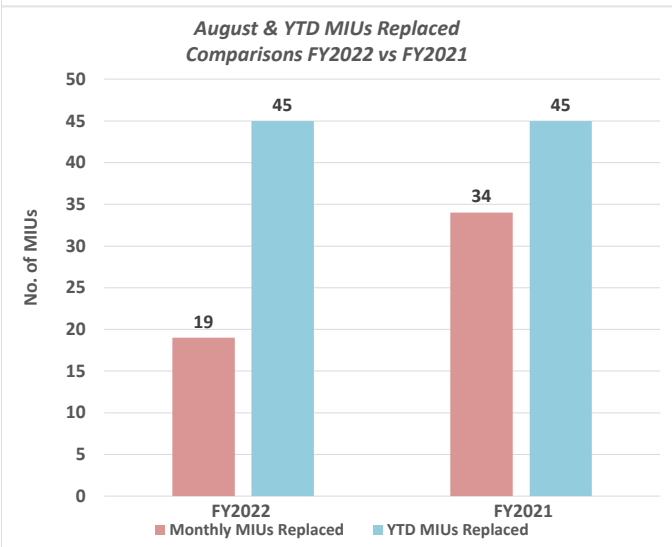
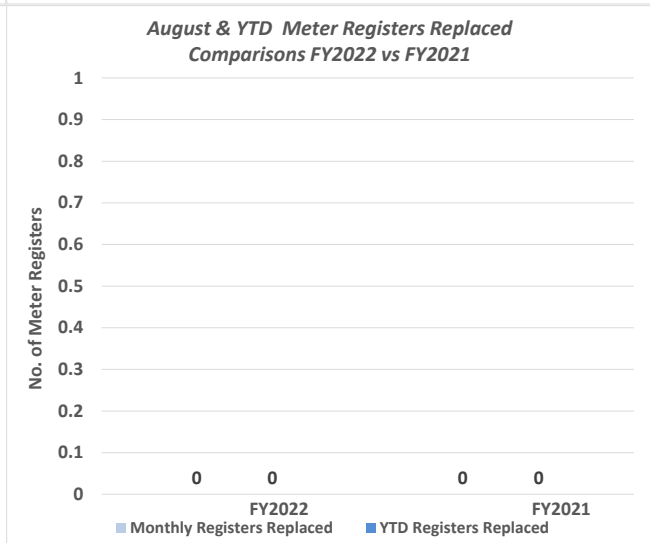
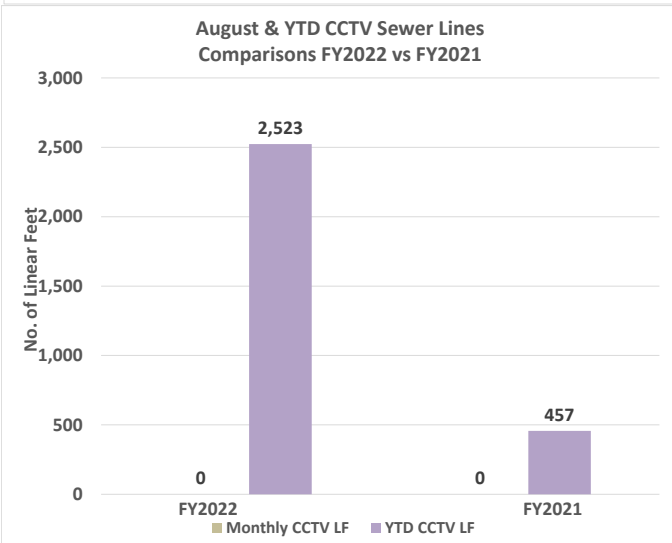
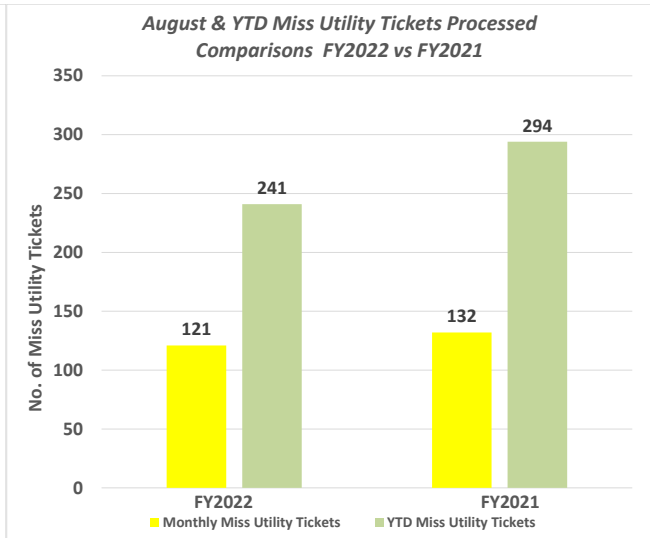
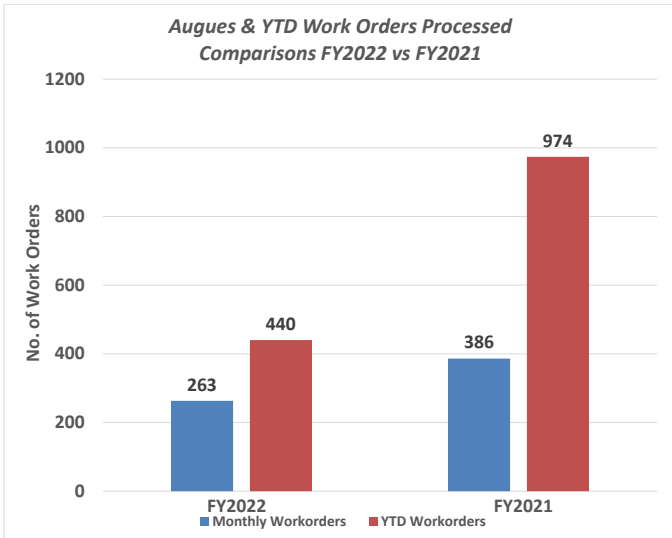
**MAINTENANCE DEPARTMENT  
MONTHLY OPERATIONS REPORT  
FOR THE MONTH OF: AUGUST 2020  
PREPARED: SEPTEMBER 2020**

MEASURE	MONTH	UNITS	FY YTD	UNITS
WORK ORDERS (W.O.) PROCESSED	386		974	#
STAFF HOURS REQUIRED FOR W.O.	432.75	HRS.	910.75	HRS.
NON-CORE DUTIES HOURS	80.25	HRS.	322.25	HRS.
CD. MAN HOURS REQUIRED FOR WO	352.5	HRS.	588.5	HRS.
PM FIRE HYDRANTS	88		199	
FIRE HYDRANT REPAIR	1		2	
PM VALVE EXERCISED	0		0	
MANHOLE INSPECTIONS	31		167	
CCTV SEWER LINE	0	L. FT.	457	L. FT.
SEWER LINE CLEANED	0	L. FT.	388	L. FT.
SL RAT INSPECTIONS	4,961	L. FT.	29,519	L. FT.
VEHICLES SERVICED/REPAIRED	23		50	
# OF WATER BREAKS	0		1	
# OF SEWER BACKUPS	0		0	
# OF CLEANOUTS INSTALLED	0		0	
# OF MISS UTILITY TICKETS	132		294	
# OF METERS READ	34		78	
# OF METERS SHUT OFF	0		0	
# OF METERS TURNED ON	0		0	
# OF REPLACED METERS	0		0	
# OF REPLACED REGISTERS	0		0	
# OF NEW ACC. METER INSTALLS	0		3	
# OF LEAK CHECKS	45		102	
# OF REPLACED MIUs (Radios)	34		45	
CUSTOMER COMPLAINTS	0		0	
WATER COMPLAINTS REC'D	0		0	
WATER COMPLAINTS RESOLVED	100		100	
WASTEWATER COMPLAINTS REC'D	0		0	
WASTEWATER COMPLAINTS RES'D	100		100	

**ACCOMPLISHMENTS**

Community Event Sign Work Orders  
 Fleet Maintenance  
 Emptied Public Trash Cans Weekly  
 Cleaned/Restocked Dog Waste Stations  
 Weekly Mowing Operations  
 Equipment Maintenance  
 Removed Fallen Trees from Right of Way due to Storm Damage  
 Right of Way Cleaning and Tree Trimming  
 Weed Control on Town Properties and Easements  
 Cleaned Storm Drain inlet at 741 Sturbridge  
 Repaired and Painted 32nd Street Handrail  
 Asset Inventory  
 Cleaned up around Pullen Property  
 Backfilled around Storm Drain Inlet at 821 Country Club Dr.  
 Radar data collection for 32nd/Main Street Project  
 Trail Maintenance at Chapman DeMary Trail  
 Bush Hogged Town Properties and Easements  
 Repaired Damaged Signs and Posts  
 Assisted Wastewater Treatment Plant with a leak  
 Assisted Water Treatment Plant with a Broken Valve  
 Assisted Water Treatment Plant with a Broken Vault Lid  
 Fixed 8" Sewer Main that was Damaged by contractor on Nursery Avenue  
 Repaired three Sewer Laterals that were Damaged by Mowers  
 Repaired Damaged Fire Hydrant at Starbucks

**Maintenance Department  
2022 vs 2021 Comparisons**



**WATER TREATMENT PLANT  
MONTHLY OPERATIONS REPORT  
FOR THE MONTH OF: AUGUST 2021  
PREPARED: SEPTEMBER 2021**

**WATER TREATMENT PLANT  
MONTHLY OPERATIONS REPORT  
FOR THE MONTH OF: AUGUST 2020  
PREPARED: SEPTEMBER 2020**

<b>WATER</b>	<b>MONTH</b>	<b>UNITS</b>	<b>AVG./DAY</b>	<b>UNITS</b>
ALUMINUM SULFATE	1,128.4	lbs.	36.4	lbs.
POLYMER				
METAPHOSPHATE	97.1	lbs.	3.1	lbs.
SODA ASH	2,518.0	lbs.	81.2	lbs.
FLUORIDE (WTP & WELLS)	167.4	lbs.	5.4	lbs.
POTASSIUM PERMANGANATE	41.4	lbs.	1.3	lbs.
CHLORINE (HYPOCHLORITE @ WTP)	268.9	lbs.	8.7	lbs.
CHLORINE RESIDUAL (TANK)			1.8	mg/L
AVERAGE PH (FINISHED)			7.5	SU
BULK WATER SALES	0	gals.	0.0	gals.
INLINE METER, COOPER SPRINGS	3,949,682	gals.	127,409.1	gals.
JEFFERIES WELL	684,780	gals.	22,089.7	gals.
WATER PLANT GALLONS	6,991,000	gals.	225,516.1	gals.
MARSH WELL	1,790,100	gals.	57,745.2	gals.
MOUNTAIN VIEW WELL	667,031	gals.	21,517.1	gals.
MAIN STREET VILLAGES WELLS (MS-1 & VC)	3,251,633	gals.	104,891.4	gals.
CORNWELL #2 WELL	1,198,075	gals.	38,647.6	gals.
FORBES WELL	1,231,814	gals.	39,735.9	gals.
KANE WELLS #1 & #2	3,214,300	gals.	103,687.1	gals.
<b>TOTAL WATER FLOW</b>	<b>18,343,953</b>	<b>gals.</b>	<b>591,740.4</b>	<b>gals.</b>

<b>RESERVOIR LEVELS:</b>	<b>1-Aug-2021</b>	<b>31-Aug-2021</b>
FRONT LAKE:	5.52'	5.68'
BACK LAKE	4.56'	3.88'
RAINFALL:	3.14"	

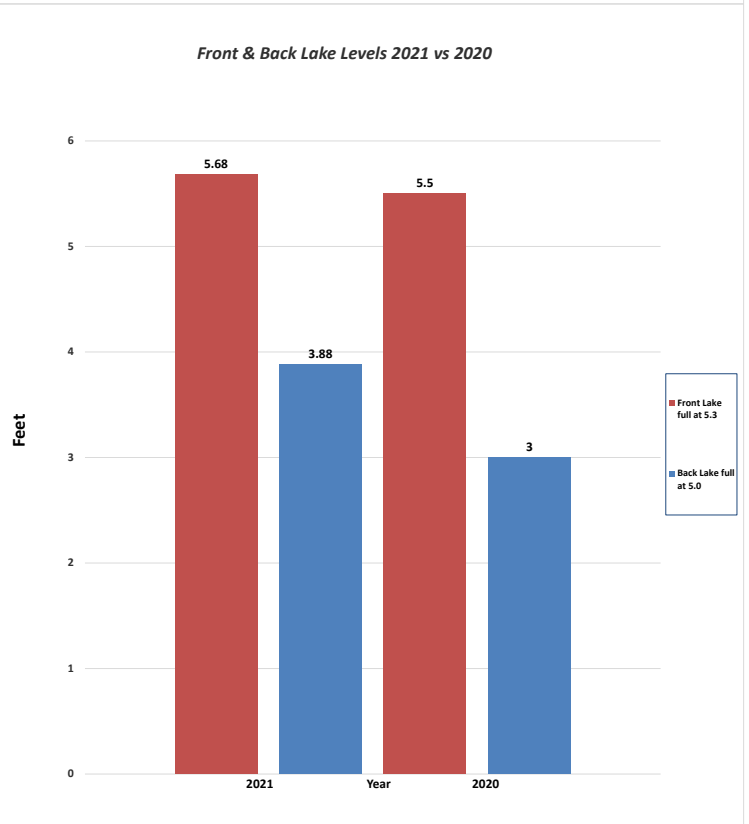
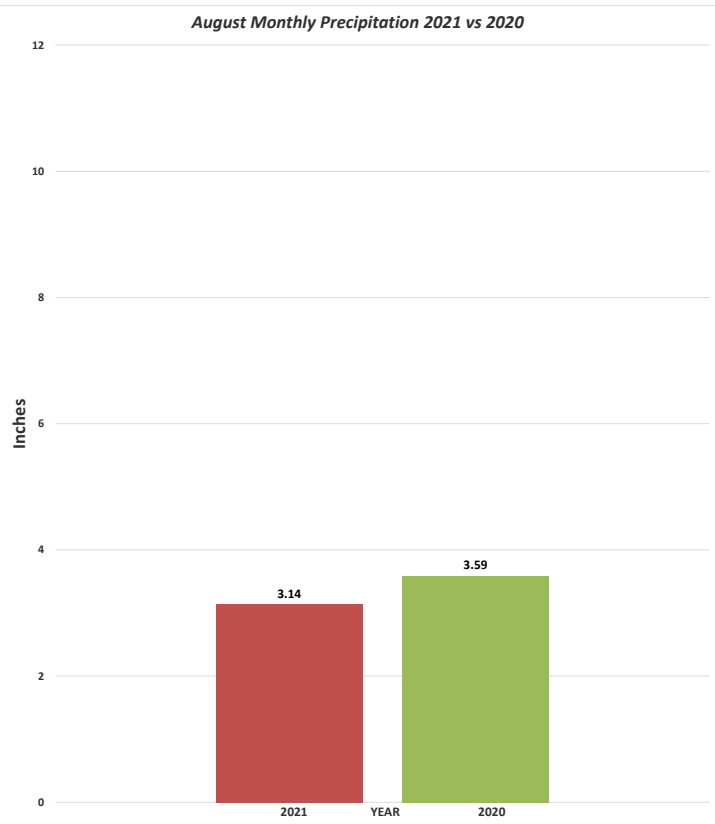
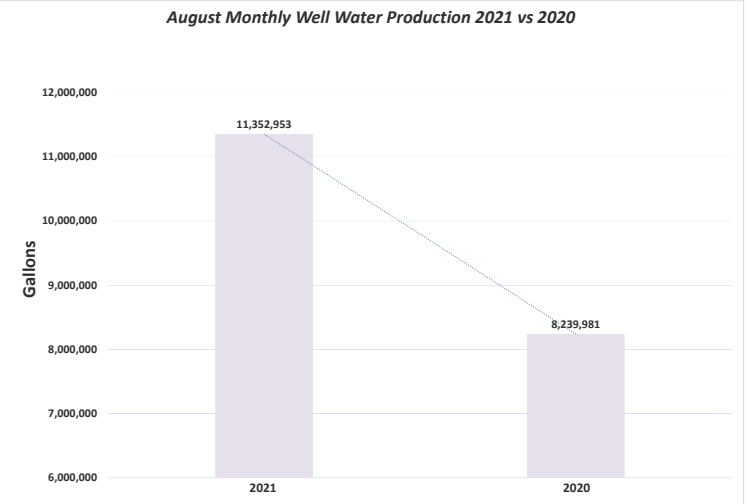
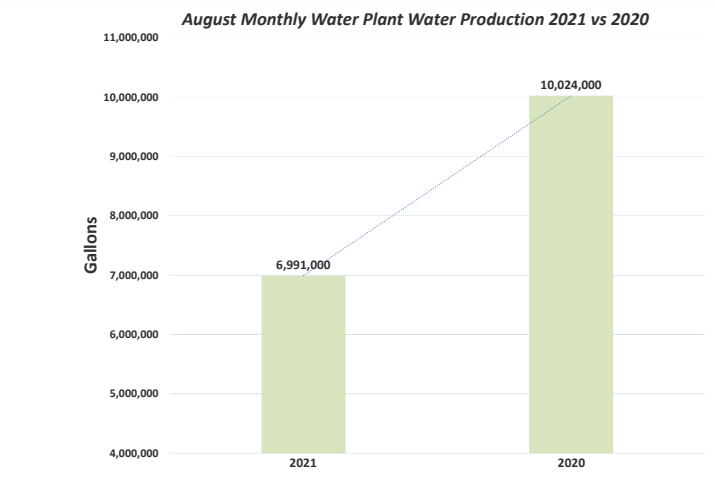
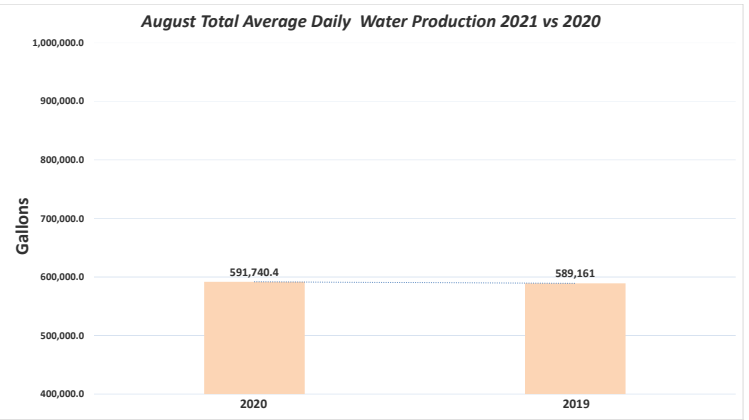
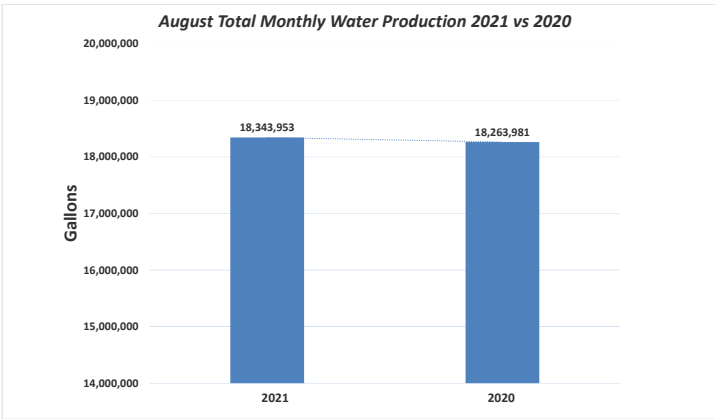
<b>WATER</b>	<b>MONTH</b>	<b>UNITS</b>	<b>AVG./DAY</b>	<b>UNITS</b>
ALUMINUM SULFATE	1,479.0	lbs.	47.7	lbs.
POLYMER				
METAPHOSPHATE	152.1	lbs.	4.9	lbs.
SODA ASH	2,635.0	lbs.	85.0	lbs.
FLUORIDE (WTP & WELLS)	201.5	lbs.	6.5	lbs.
POTASSIUM PERMANGANATE	24.6	lbs.	0.8	lbs.
CHLORINE (HYPOCHLORITE @ WTP)	371.3	lbs.	12.0	lbs.
CHLORINE RESIDUAL (TANK)			1.9	mg/L
AVERAGE PH (FINISHED)			7.5	SU
BULK WATER SALES	-	gals.	0	gals.
INLINE METER, COOPER SPRINGS	3,884,864	gals.	125,318	gals.
JEFFERIES WELL	1,026,300	gals.	33,106	gals.
WATER PLANT GALLONS	10,024,000	gals.	323,355	gals.
MARSH WELL	1,904,800	gals.	61,445	gals.
MOUNTAIN VIEW WELL	492,807	gals.	15,897	gals.
MAIN STREET VILLAGES WELLS (MS-1 & VC)	2,984,792	gals.	96,284	gals.
CORNWELL #2 WELL	1,676,366	gals.	54,076	gals.
FORBES WELL	1,181,216	gals.	38,104	gals.
KANE WELLS #1 & #2	0	gals.	0	gals.
<b>TOTAL WATER FLOW</b>	<b>18,263,981</b>	<b>gals.</b>	<b>589,161</b>	<b>gals.</b>

<b>RESERVOIR LEVELS:</b>	<b>1-Aug-2019</b>	<b>31-Aug-2019</b>
FRONT LAKE:	5.1'	5.5'
BACK LAKE	4.9'	<3.0'
RAINFALL:	3.59"	

**ACCOMPLISHMENTS**

VDH ODW Monthly Operating Report due 09/10 was submitted electronically on 09/10/2021.  
Four Weekly Water Production Reports were completed.  
Michael Costello earned a Class III Water Operator License

**Water Well Production Facilities  
August 2021 vs 2020 Comparisons**



**WATER RECLAMATION FACILITY  
MONTHLY OPERATIONS REPORT  
FOR THE MONTH OF: August 2021  
PREPARED: September 2021**

**WATER RECLAMATION FACILITY  
MONTHLY OPERATIONS REPORT  
FOR THE MONTH OF: August 2020  
PREPARED: September 2020**

MEASURE	MONTH	AVG./DAY
INFLUENT FLOW	16,166,900 GAL	521,500 GAL
EFFLUENT FLOW	18,481,400 GAL	596,200 GAL
MAXIMUM DAY INFLUENT	676,300 GAL	
FERRIC CHLORIDE	3,489 GAL	113 GAL
CITRIC ACID	- GAL	- GAL
SODIUM HYPOCHLORITE	296 GAL	30 GAL
METHANOL	658 GAL	21 GAL
RAIN	3.70 IN.	0.12 IN.

MEASURE	MONTH	AVG./DAY
INFLUENT FLOW	18,501,600 GAL	596,800 GAL
EFFLUENT FLOW	20,882,200 GAL	673,600 GAL
MAXIMUM DAY INFLUENT	1,356,500 GAL	
FERRIC CHLORIDE	3,274 GAL	106 GAL
CITRIC ACID	141 GAL	71 GAL
SODIUM HYPOCHLORITE	135 GAL	23 GAL
METHANOL	1,042 GAL	34 GAL
RAIN	10.20 IN.	0.35 IN.

**MONTHLY TOTAL NUTRIENT DISCHARGE**

TOTAL NITROGEN	93 LBS.
TOTAL NITROGEN YTD	589 LBS.
AVG. DAILY NITROGEN	0.58 MG/L
VPDES NITROGEN LIMIT	4.0 MG/L
TOTAL PHOSPHORUS	34 LBS.
TOTAL PHOSPHORUS YTD	296 LBS.
AVG. PHOSPHORUS DAILY	0.22 MG/L
VPDES PHOSPHORUS LIMIT	0.3 MG/L

**MONTHLY TOTAL NUTRIENT DISCHARGE**

TOTAL NITROGEN	64 LBS.
TOTAL NITROGEN YTD	705 LBS.
AVG. DAILY NITROGEN	0.39 MG/L
VPDES NITROGEN LIMIT	4.0 MG/L
TOTAL PHOSPHORUS	46 LBS.
TOTAL PHOSPHORUS YTD	263 LBS.
AVG. PHOSPHORUS DAILY	0.28 MG/L
VPDES PHOSPHORUS LIMIT	0.3 MG/L

**ACCOMPLISHMENTS**

All Staff received training on (EMS) , Inspection requirements for AST's  
(Plant Process) Gravity Thickener, (Safety) Clothing Safety and PPE  
(LAB) CBOD quick setup reference guide review  
Submitted VDEQ discharge monitoring report, Virginia's nutrient report & Chesapeake Nutrient 5 Year Plan.

NIA No information available at this time.

## Basham Simms Water Reclamation Facility 2021 vs 2020 Comparisons

